

**GENERAL MEETING OF THE BOARD OF DIRECTORS
OF THE
CENTRAL TEXAS REGIONAL MOBILITY AUTHORITY**

RESOLUTION NO. 22-023

**PROHIBITING THE OPERATION OF CERTAIN MOTOR VEHICLES
ON MOBILITY AUTHORITY TOLL FACILITIES PURSUANT TO
THE HABITUAL VIOLATOR PROGRAM**

WHEREAS, Transportation Code, Chapter 372, Subchapter C, authorizes toll project entities, including the Central Texas Regional Mobility Authority (Mobility Authority), to exercise various remedies against certain motorists with unpaid toll violations; and

WHEREAS, Transportation Code §372.106 provides that a “habitual violator” is a registered owner of a vehicle who a toll project entity determines:

(1) was issued at least two written notices of nonpayment that contained:

(A) in the aggregate, 100 or more events of nonpayment within a period of one year, not including events of nonpayment for which: (i) the registered owner has provided to the toll project entity information establishing that the vehicle was subject to a lease at the time of nonpayment, as provided by applicable toll project entity law; or (ii) a defense of theft at the time of the nonpayment has been established as provided by applicable toll project entity law; and

(B) a warning that the failure to pay the amounts specified in the notices may result in the toll project entity’s exercise of habitual violator remedies; and

(2) has not paid in full the total amount due for tolls and administrative fees under those notices; and

WHEREAS, the Central Texas Regional Mobility Authority (Mobility Authority) previously determined that the individuals listed in Exhibit A are habitual violators, and these determinations are now considered final in accordance with Transportation Code, Chapter 372, Subchapter C; and

WHEREAS, Transportation Code §372.109 provides that a final determination that a person is a habitual violator remains in effect until (1) the total amount due for the person’s tolls and administrative fees is paid; or (2) the toll project entity, in its sole discretion, determines that the amount has been otherwise addressed; and

WHEREAS, Transportation Code §372.110 provides that a toll project entity, by order of its governing body, may prohibit the operation of a motor vehicle on a toll project of the entity if:

(1) the registered owner of the vehicle has been finally determined to be a habitual violator; and

(2) the toll project entity has provided notice of the prohibition order to the registered owner; and

WHEREAS, the Executive Director recommends that the Board prohibit the operation of the motor vehicles listed in Exhibit A on the Mobility Authority's toll roads, including (1) 183A Toll; (2) 290 Toll; (3) 71 Toll; (4) MoPac Express Lanes; (5) 45SW Toll; and (6) 183 Toll.

NOW THEREFORE, BE IT RESOLVED that the motor vehicles listed in Exhibit A are prohibited from operation on the Mobility Authority's toll roads, effective May 25, 2022; and

BE IT FURTHER RESOLVED that the Mobility Authority shall provide notice of this resolution to the individuals listed in Exhibit A, as required by Transportation Code §372.110; and

BE IT IS FURTHER RESOLVED that the prohibition shall remain in effect for the motor vehicles listed in Exhibit A until the respective habitual violator determinations are terminated, as provided by Transportation Code §372.110.

Adopted by the Board of Directors of the Central Texas Regional Mobility Authority on the 25th day of May 2022.

Submitted and reviewed by:

Approved:



James M. Bass
Executive Director



Robert W. Jenkins, Jr.
Chairman, Board of Directors

Exhibit A



CTRMA Prohibited Vehicles

#	NAME	COUNTY	ZIP CODE	LP	STATE	TOLLS
1	KAYLA CHRISTIAN GREGORY CHARLIE OREN HAYWOOD	TRAVIS	78653	6LKKR	TX	2098
2	ERWIN WAYNE HAYDEN	TRAVIS	78723	8RBKJ	TX	3212
3	MATTHEW TRAVIS WILLIAMS	BASTROP	78621	AD13724	TX	2697
4	ANTHONY JERROD MARTIN	WILLIAMSON	78641	BB92319	TX	2441
5	EVARISTO MORENO JR HILDA M MORENO	WILLIAMSON	78641	BFH6200	TX	3332
6	ALFREDO RUIZ	TRAVIS	78702	BLH0559	TX	3179
7	MEGAN EVANS BARBOUR	HAYS	78640	BPF6357	TX	1858
8	SHAWN ORENTHA BOULDWIN	BASTROP	78602	BPZ9568	TX	2327
9	GENEAL GUYTON	BASTROP	78621	BTF2062	TX	2887
10	MARIELA JAIMES	TRAVIS	78617	BTF3536	TX	2227
11	PAMELA DEWHART	TRAVIS	78653	BWM7164	TX	3440
12	ANA ISABEL MORALES ANTONIO MORALES JR	TRAVIS	78750	BWN2468	TX	2012
13	ELIZABETH BENAVIDES	TRAVIS	78653	CDY7712	TX	2066
14	EDI GERARDO PORTILLO RIVERA REBECCA RIVERA PORTILLO	WILLIAMSON	78641	CF4K491	TX	2972
15	STEVEN WAYNE SKINNER	BASTROP	78650	CFM8153	TX	1840
16	JORGE BENITEZ YOLANDA BENITEZ	BASTROP	78612	CFY8258	TX	2148
17	KATHLEEN LOPEZ HERNANDEZ	EL PASO	79936	CNM7124	TX	1721
18	ASHLEY NICOLE RAYFORD	BRAZOS	77845	CRS3123	TX	1629
19	JAMES LLOYD MORRIS CATHY ELAINE MORRIS	WILLIAMSON	78642	CSS7206	TX	1859
20	BENNY MONTOYA	TRAVIS	78725	CVT8814	TX	2516
21	REMINGTON BRADY-LEWIS DONELSON	SCURRY	79549	CXP9282	TX	1734
22	ROBERT M NEAL JR	HAYS	78640	CXS1682	TX	2376
23	SONYA D ROBERTS	WILLIAMSON	78641	CZ1X962	TX	2189
24	JEFFREY ARMANDO FERGUSON	TRAVIS	76088	CZZ3035	TX	2560
25	DEEDEE N HALSELL	BASTROP	78602	DN2Z891	TX	2681
26	SAMUEL FIELDING GLASS IV	TRAVIS	78725	DRW2853	TX	2134
27	LAVON R ROE PATRICIA A ROE	TRAVIS	78724	DT7H160	TX	1708
28	SHERIA NELSON BURNELL NELSON	TRAVIS	78747	DX5Z074	TX	2221



CTRMA Prohibited Vehicles

29	EZEQUIEL CASTANEDA MATA	WILLIAMSON	78613	DYJ5566	TX	1667
30	GERALDINE HARRIS	HAYS	78666	DYT8281	TX	1815
31	JEREMY JAMES JENSEN	BASTROP	78621	FRG6862	TX	2051
32	ERIC LAMONT MCNEIL	TRAVIS	78724	FTD1192	TX	1739
33	MARIA LYDIA RODRIGUEZ	TRAVIS	78617	FTD5414	TX	4311
34	TANIA ELIZABETH GUEVARA LEOPOLDO ORTEGA BANDA III	TRAVIS	78724	GGG5894	TX	1622
35	LONGHORN INTL TRUCKS LTD DBA LONGHORN IDEALEASE 216320	TRAVIS	78702	GGH3572	TX	2471
36	EDWIN LA DAY	TRAVIS	78753	GL35LH	TX	2518
37	ISAEEL MARTINEZ FLORES SONIA TORRES CAMPUZANO	BASTROP	78621	GNB6894	TX	2959
38	BENNY RASHAD SILVA	TRAVIS	78653	GP08JZ	TX	1684
39	ALFRED RICHIE GUTIERREZ III	WILLIAMSON	78642	GP61PZ	TX	1670
40	JASON GRAY RIQUELMY	WILLIAMSON	78613	GRX8744	TX	3360
41	TIERRA ROSHANDA BRAGGS TERENCE HENRY BRAGGS	TRAVIS	78758	GSX5221	TX	1717
42	BILLY JOE MARES GREGORY LARA	WILLIAMSON	78641	GTV5295	TX	3450
43	LINDSEY MURPHY	LAVACA	77995	GVL6183	TX	1742
44	ROBERT JEREMY MOTT	CALDWELL	78644	GVX0710	TX	1872
45	AARON DANIEL HANNA MARY BEGGS HANNA	WILLIAMSON	78646	HANN4	TX	2585
46	MASON EVERIST LOCKWOOD	TRAVIS	78728	HCR7729	TX	2964
47	JOSE JUAN VELASQUEZ GARCIA	TRAVIS	78744 3310	HFZ7129	TX	2617
48	HOLLIS JACKSON	TRAVIS	78660	HHN4346	TX	1676
49	HUMBERTO VILLAREAL	WILLIAMSON	76841	HJH6304	TX	1626
50	MARIA LUCINDA TRONCOSO	TRAVIS	78748	HKS8605	TX	1991
51	ABIGAIL GOMEZ	TRAVIS	78642	HMG9777	TX	3133
52	BRYAN SCOTT FOWLER CYNTHIA MALONE FOWLER	TRAVIS	78759	HMH4708	TX	2630
53	MAHMOOD MAJD	TRAVIS	78704	HNH7782	TX	2157
54	LINDA MARIE TAMEZ	BASTROP	78621	HNZ1148	TX	2430
55	SOCORRO AVILES ALVAREZ	TRAVIS	78724	HPF1866	TX	1665
56	GORDON ANDREW TIMMONS SR ROSA MARIA TIMMONS	WILLIAMSON	78641	HSR8014	TX	1888
57	SHERRONDA DEANN BROWN	TRAVIS	78653	HWY0450	TX	2023
58	MARY ANN RODRIGUEZ PEDRO JESUS RAMIREZ	TRAVIS	78617	HXJ9159	TX	3029
59	SARA KAY DOMINGUEZ	TRAVIS	78653	HYB1493	TX	2157
60	CAMILLA FSGAN	TRAVIS	78725	HYB3877	TX	1629
61	KRYSTAL NICOLE RODGERS	BASTROP	78602	HYS8095	TX	1838



CTRMA Prohibited Vehicles

62	KEVON SHANICE LAFITTE	WILLIAMSON	78641	HZK0271	TX	2160
63	ERNEST MANUEL RODRIGUEZ ERNEST CANO RODRIGUEZ	TRAVIS	78617	HZK8766	TX	1692
64	RIGOBERTO JOSE CASTILLO	TRAVIS	78745	JBN2627	TX	2897
65	ERIC KORD BARRETT	BASTROP	78602	JBN8437	TX	1879
66	XENIA CASSANDRA AGUIRRE WALTER R MOSES	WILLIAMSON	78613	JDG6100	TX	1994
67	VERONICA KAY ROSE	WILLIAMSON	78641	JDJ2299	TX	1916
68	WILLIE JOE SHOWELS	TRAVIS	78725	JDK1654	TX	2451
69	ALYSSA MARIE MARTINEZ BENJAMIN DUANE RUST	WILLIAMSON	78641	JDR7201	TX	2205
70	MIGUEL A HURTADO LUNA	TRAVIS	78653	JGH0811	TX	3938
71	MARC OWEN CHYTIL II JACQALYN DANIELLE ANDERSON	BASTROP	78602	JHM7447	TX	1626
72	THOMAS LEE TOTEN ANNETTE LESLIE BASSETT	TRAVIS	78660	JJD7640	TX	1678
73	AMBER LUISE HAMILTON	WILLIAMSON	78717	JJF8326	TX	2629
74	TANYA CHEREE WILFORD	TRAVIS	78653	JKR7130	TX	2390
75	ALMA SAUCEDO VASQUEZ	MAVERICK	78852	JLD9432	TX	4068
76	ERNESTO SANCHEZ ANZURES	TRAVIS	78724	JLK5904	TX	2411
77	DAMON LAKEITH WRIGHT CRYSTAL AMANDA WRIGHT	WILLIAMSON	78641	JNC0110	TX	2420
78	ROSHAN EUGENE JACKSON MEREDITH JANETTE BERRY	WILLIAMSON	78664	JRG1443	TX	1655
79	PRISCILLA ROCHA	TRAVIS	78653	JRG5474	TX	1651
80	LINDSY ANN GRIMES	TRAVIS	78653	JRG8305	TX	1806
81	YESSICA DE VALLE	TRAVIS	78744	JRT8499	TX	2444
82	TYRESA LAVELLE SPRUELL ELTON LAMONT SPRUELL	TRAVIS	78723	JVG8896	TX	1699
83	LEONEL BANUELOS	TRAVIS	78653	JVN6415	TX	1911
84	GILLIAN YING WONG	TRAVIS	78748	JVN7847	TX	1577
85	CRYSTAL ESQUIVEL MICHAEL ANTHONY ESQUIVEL	TRAVIS	78653	JVS8362	TX	2154
86	ARNOLD L GARZA	TRAVIS	78723	JWD5598	TX	2441
87	TYLER KHI PUTNAM	TRAVIS	78660	JWH5794	TX	3165
88	ROBERT ANDRU BISHOP	BASTROP	78602	JWJ6992	TX	2005
89	BEAUTY UZOMA ACHONYE CHUKWUEMEKA CHRISTIAN ACHONYE	TRAVIS	78754	JXD4836	TX	2612
90	RICHARD W CASTILLON JR	CALDWELL	78656	JYD4336	TX	2033
91	CHERYL NICOLE ALEMAN	TRAVIS	78741	JYW2223	TX	2447
92	BIANCA BABBETTE BIZZELL	TRAVIS	78653	KBY4157	TX	2049
93	HARRIET MITCHELL YOUNG	BASTROP	78621	KBZ1028	TX	1894
94	DEBRA KAY SMITH	WILLIAMSON	78634	KCM8687	TX	1950



CTRMA Prohibited Vehicles

95	BYRON KEITH HARRIS	TRAVIS	78653	KDT2552	TX	2361
96	RAYMUNDO RODRIGUEZ ARANO	WILLIAMSON	78641	KGC2405	TX	2365
97	LIZETH PENALOZA	BASTROP	78602	KGV6310	TX	2224
98	ERIK JESUS DELEON	TRAVIS	78724	KGV7766	TX	1633
99	ARMANDO MIGUEL CASTILLO JOHN SEARS MOMAN	TRAVIS	78754	KGW6096	TX	2493
100	LTOYA MICHELE ROBINSON	TRAVIS	78653	KHY8891	TX	2517
101	AMELIA SOOK KAUL JULIAN DAVID LOZANO	WILLIAMSON	78613	KHZ7905	TX	3389
102	DOMINIQUE ELLESE DYE	TRAVIS	78660	KJD4782	TX	2339
103	JAMES HOWARD WHITEHEAD	TRAVIS	78660	KKB6834	TX	2203
104	OSCAR GUADALUPE OZUNA JOHN MAYA	WILLIAMSON	78641	KKB6975	TX	2910
105	LATONYA LINDSEY	WILLIAMSON	78665	KLF7085	TX	1567
106	JOHN PAUL UDENENWU	TRAVIS	78726	KLF8036	TX	2718
107	ARTURO SARLI	TRAVIS	78724	KLF8965	TX	3583
108	GERARDO TIRADO GARCIA	TRAVIS	78660	KLG0081	TX	2157
109	DEREK ALAN DAUBENSPECK JENNA ANN DAUBENSPECK	WILLIAMSON	78613	KLG3984	TX	2090
110	EDDY CRUZ ALVAREZ	BEXAR	78211	KLK8541	TX	2116
111	MELISSA RODRIGUEZ JOE GONZALES	BASTROP	78621	KLK0530	TX	2356
112	LUELLA TOSHIBA PADEN	WILLIAMSON	78664	KLV7774	TX	1689
113	LA MARCUS DANTE BURNETTE JASMINE BRENAE LATASH WILLIAMS	TRAVIS	78660	KNN2583	TX	2710
114	DAIMLER TRUST LESSOR	DENTON	76262	KNN5018	TX	3889
115	UNITED EARTH ENERGY,LLC. RAND DALE JACOT	WILLIAMSON	78641	KNP0636	TX	3051
116	ESTEBAN NIETO GUTIERREZ	TRAVIS	78753	KNP4301	TX	2272
117	ANDRALISHA M JACKSON	TRAVIS	78660	KNP4465	TX	1748
118	BONNIE ZUNIGA	BASTROP	78612	KNP7252	TX	1904
119	THOMAS JOSEPH VAGUE MELANIE MARIE VAGUE	WILLIAMSON	78642	KNP9652	TX	1749
120	SCOTT EDWIN URBACH JACQUELINE NICOLE URBACH	WILLIAMSON	78613	KNZ2280	TX	2830
121	KALISTA LYNN SMITH	WILLIAMSON	78641	KNZ5089	TX	1659
122	TROY KEITH WILLIAMS	WILLIAMSON	78642	KNZ5651	TX	1997
123	DAVID ERIC CLAWSON	WILLIAMSON	78641	KNZ5819	TX	1768
124	JUAN ANGEL RODRIGUEZ MELANIE MARIE RODRIGUEZ	TRAVIS	78753	KRC3499	TX	2356
125	ANGELICA E AVALOS	TRAVIS	78702	KSC6845	TX	2899
126	GINA BERNEDETTE CELEDON JOSHUA LEE CELEDON GOMEZ	BASTROP	78621	KSD1713	TX	1967
127	SAUDINA VIVIAN TURROS HERNANDEZ	TRAVIS	78754	KSD9932	TX	2278



CTRMA Prohibited Vehicles

128	JACOB RYAN YANNIS	TRAVIS	78660	KSS1548	TX	1765
129	STEPHANIE MARIE TAMAYO DWIGHT EDWARD JOHNSON JR	TRAVIS	78726	KTP9162	TX	2260
130	ANGELA MARIE NEVAREZ	TRAVIS	78741	KTR4642	TX	2150
131	MICHAEL CRISTIAN BLODGETT	TRAVIS	78728	KVM0106	TX	2779
132	DAMARIS ABIGAIL ZEFERINO	TRAVIS	78754	KVM0992	TX	1845
133	LIESHA DANIELLE BENFORD	BASTROP	78602	KVM6881	TX	1755
134	GRAYSON RENEE HOLLIE-THIGPEN	TRAVIS	78754	KVR3854	TX	2064
135	THOMAS BILLS	TRAVIS	78723	KVS2148	TX	2819
136	ASHLEY SHEA PITMON	WILLIAMSON	78613	KWY9449	TX	1871
137	AMY SUZANNE COLLINS RUSSELL ARTHUR MACIAS	WILLIAMSON	78642	KXD2146	TX	2670
138	ALEJANDRA ZAPATA VELOZ	WILLIAMSON	78634	KXH8535	TX	1673
139	SEAN MICHAEL OLLEK	WILLIAMSON	78641	KYH8134	TX	1665
140	MEGAN LEE MOSES GREGORY SCOTT MOSES	WILLIAMSON	78641	KYS7814	TX	2493
141	NICHOLAS ROSHON MOORE	WILLIAMSON	78641	KYV1267	TX	2660
142	FAME MAHRE SANTIAGO	BASTROP	78621	KYV4898	TX	2620
143	JERONIMO MARTINEZ CARRILLO JR	TRAVIS	78721	KYV5732	TX	1780
144	JESSICA GONZALES CASTRO CHRISTOPHER ALEXANDER GUERRERO	WILLIAMSON	78664	LBB8235	TX	1857
145	KYESSA CALVIN	TRAVIS	78660	LBG0633	TX	2164
146	HUGO A ORTUNO SOBERANES	TRAVIS	78752	LBT5517	TX	1695
147	MARCOS PACHECO	TRAVIS	78653	LBT7735	TX	1929
148	ROMAN GABRIEL LEAL	TRAVIS	78759	LBV6743	TX	1703
149	JESSE ISAAC GUZMAN	WILLIAMSON	78613	LCC1035	TX	2748
150	ROBERT RAYMOND ARVISO JR	WILLIAMSON	76574	LCC1044	TX	2738
151	TERRY SETH EVANS	HAYS	78610	LCX9226	TX	2438
152	KAYLA STOJEK	TRAVIS	78653	LCY0700	TX	2466
153	EULOGIO VELA ALMA PATRICIA VELA	WILLIAMSON	78641	LDK2522	TX	2164
154	PHYLLIS HILL MANN	TRAVIS	78617	LDX9539	TX	2087
155	JORDAN CIERRA MOORE	WILLIAMSON	78641	LDY5461	TX	2167
156	ERIC EUGENE RODRIGUEZ APRIL RENAE RODRIGUEZ	TRAVIS	78653	LDY9462	TX	4531
157	STEPHEN REYWELL HOOD II	BASTROP	78602	LDZ2853	TX	2581
158	MARTHA LAMBUR LESLIE LAMBUR	BEXAR	78227	LFH8533	TX	1946
159	ALBERT J AGUERO JR	WILLIAMSON	78615	LFM0537	TX	1677
160	DEJAN RYAN MCCLARIN FISHER	TRAVIS	78721	LFP9131	TX	1892



CTRMA Prohibited Vehicles

161	JAKE JARVIES MACHEN	WILLIAMSON	78641	LGH3248	TX	2628
162	JOE ANGEL HERNANDEZ	BEXAR	78251	LGT5983	TX	1903
163	SANDRA CARRIER HILL	WILLIAMSON	78729	LGT6977	TX	2327
164	JAVIER ZACARIAS JIMENEZ ANA CRISTINA MARTINEZ	TRAVIS	78748	LGV1351	TX	1871
165	JENNIFER LYNNE HARNEY	TRAVIS	78759	LGV2735	TX	1967
166	AARON LAMAR CRAYTON	TRAVIS	78653	LGV5330	TX	4001
167	VANESSA NAVARRO	TRAVIS	78617	LGV6899	TX	1822
168	MARIA A. TULA-MACIAS	TRAVIS	78617	LGV6952	TX	2839
169	DAKOTA KATLYN HIDALGO	TRAVIS	78753	LHS4549	TX	2366
170	HENRY LUGO RIVERA	TRAVIS	78721	LHT1946	TX	2800
171	DEWAYNE DEQUIN YOUAMAN	WILLIAMSON	78613	LHT2860	TX	2362
172	ASHLEY MARIE GIBSON DONTE LAMONT EDMONSON	TRAVIS	78741	LKB2738	TX	2477
173	HOLLY ROSE IUNGERICH	WILLIAMSON	78613	LKD3081	TX	1618
174	ANTOINE ABULEZAM	TRAVIS	78660	LKD9315	TX	1997
175	ABRAHAM IVAN CHAVEZ-RENTERIA RAUL CHAVEZ DIAZ	TRAVIS	78653	LKF2567	TX	2526
176	SUMMER MARIE VANHELLEN	WILLIAMSON	78641	LKG0982	TX	2692
177	HORACIO CHAVARRIN JR	TRAVIS	78719	LLW3422	TX	4171
178	JULIE MARIE RATZESBERGER	TRAVIS	78653	LLY5827	TX	4207
179	YVONNE GUTIERREZ MAGUIRE	WILLIAMSON	78626	LLY6462	TX	2175
180	MANUEL MARQUEZ	TRAVIS	78723	LMH5337	TX	2525
181	MARIA CRISTINA MARTINEZ LEDEZMA	BASTROP	78621	LMH8722	TX	2237
182	ESTEBAN NIETO GUTIERREZ	TRAVIS	78753	LMH8849	TX	1706
183	DIANA MARIE LARA	TRAVIS	78752	LMJ2228	TX	1791
184	ROBERT EUGENE ENTREKIN	WILLIAMSON	78613	LMJ2423	TX	2392
185	MAGDALENA ZARAGOZA LYRA	TRAVIS	78744	LMJ3168	TX	1753
186	BYRON ARTURO THEODOSIS CORINA MONTESDEOCA-RIVERA	WILLIAMSON	78613	LMJ4892	TX	2597
187	JENNIFER E LOPEZ	TRAVIS	78756	LMJ4965	TX	2331
188	MYRON DWANDE GADISON	BELL	76543	LMJ5357	TX	2212
189	PHILIPPA LATARSHA FAGAN	TRAVIS	78725	LMJ8752	TX	1581
190	GABRIELA MACARENO	BASTROP	78612	LML8059	TX	2613
191	RAYLOND JAHMAL ROBERSON	TRAVIS	78660	LML8308	TX	1919
192	REGINA DESHON BAILEY	TRAVIS	78723	LMP5590	TX	2746
193	ANDREW PHILIP DELEON	WILLIAMSON	78641	LMP6172	TX	1714



CTRMA Prohibited Vehicles

194	DEANNA JEWELL OSSA JOSHUA ALEXANDRO LOPEZ	WILLIAMSON	78641	LNC9609	TX	1943
195	MACKIE MATHER	TRAVIS	78653	LNK6446	TX	1895
196	CARLOS ZAVALA VARGAS	BASTROP	78612	LNK7262	TX	1717
197	DORIAN JAMES MERRIEWETHER JANEA HEARN MERRIEWETHER	WILLIAMSON	78634	LNK8719	TX	2181
198	JUAN DAVID GARZA JR	TRAVIS	78617	LNL6901	TX	2350
199	REMIGIO ARAGORN GARCIA	TRAVIS	78725	LNS4083	TX	3134
200	GRAHAM ALEXANDER HILL JORDAN RAE CARBAJAL	WILLIAMSON	78641	LNT2071	TX	2800
201	LISA ANN ELLIOTT	WILLIAMSON	78613	LNT3101	TX	2392
202	FILIBERTO LANE JR SHARONTE ELAINE REED	TRAVIS	78653	LNV6848	TX	3170
203	JEREMY MICHAEL MURPHY	WILLIAMSON	78641	LNV7298	TX	1939
204	STEVE DAVID DEITRICK	BURNET	78611	LNW0008	TX	3007
205	DELIA MARTINEZ	TRAVIS	78702	LRD2470	TX	3074
206	ROGELIO FRANCISCO RUIZ	WILLIAMSON	78642	LRH6490	TX	2342
207	MARIA FELICITA MEDINA	BASTROP	78612	LRJ2087	TX	1572
208	EMILY DANIELLE HARVEY RANDALL SHANE HARVEY	WILLIAMSON	78613	LRJ6426	TX	1708
209	HERBERT RAY RIGGINS JR VERONICA TERESE RIGGINS	BASTROP	78621	LSB2833	TX	1810
210	DARRELL LEVI CROMARTIE	HAYS	78130	LSG8997	TX	3802
211	HENRY WILLIS WEBB	WILLIAMSON	78641	LSJ0618	TX	1899
212	SAMANTHA NICOLE SANCHEZ	TRAVIS	78744	LVK5955	TX	2174
213	MARCUS MICHAEL MOERBE	BURNET	78611	LVK6485	TX	2146
214	CHRISTOPHER DESHAWN JOHNSON	WILLIAMSON	78634	LVK6656	TX	2127
215	JEANETTE ESCOBEDO	TRAVIS	78721	LVK8893	TX	3035
216	LATASHA C SMITH	TRAVIS	78744	LVL0725	TX	5159
217	VIANCA IRIS RAMOS	TRAVIS	78742	LVL0795	TX	2456
218	MICHAEL ANTHONY MALDONADO	BASTROP	78621	LVL1821	TX	2080
219	MICHAEL LEE POLK	TRAVIS	78759	LVL3729	TX	1648
220	PREMIUM CUTS LAWN SERVICE AND JORGE L GONZALEZ	TRAVIS	78653	LVL5200	TX	1800
221	DUNDRAE TYSHON HARRIS	BASTROP	78621	LVL6275	TX	2109
222	ORLANDO ZEPEDA	WILLIAMSON	78641	LVN2497	TX	1606
223	JUSTIN DANIEL MAYES	WILLIAMSON	78641	LVN4279	TX	1946
224	DANIELLE MICHELLE ARCHAMBAULT	WILLIAMSON	78641	LVN5120	TX	2727
225	BLAKE EDD COMBS	WILLIAMSON	78641	LVN6522	TX	2874
226	KIERRA DEASIA ALLEN ELAINE MAYS LOFTON	TRAVIS	78653	LVN7691	TX	2829



CTRMA Prohibited Vehicles

227	WENONA LOUISE WICKHAM	WILLIAMSON	78641	LVZ7054	TX	1657
228	KARLEY DENISE MCKENNON	WILLIAMSON	78613	LVZ7084	TX	2114
229	EDWARD KEITH YOUNG	WILLIAMSON	78613	LVZ7528	TX	2451
230	JOSHUA SEAMUS HOEY	TRAVIS	78745	LXD5054	TX	3020
231	SHANNON SAVOY	TRAVIS	78617	LXF0856	TX	3633
232	CYNTHIA RENEE CLIFTON	WILLIAMSON	78628	LXF1637	TX	2029
233	LEROY ANTHONY WALKER II	TRAVIS	78759	LXG0132	TX	2164
234	ARRON DEVRON HUTTON RAVEN SYMONE HUTTON	TRAVIS	78721	LXG0994	TX	1912
235	CAPRI RODRIGUEZ CANTU	TRAVIS	78745	LXG2079	TX	1665
236	RENARSHUA OZELLA WATTS	TRAVIS	78744	LXM5163	TX	2178
237	SHERMAN ADORINS SCALES	TRAVIS	78653	LXS9198	TX	1969
238	JESSICA ROSE MARIE TOWNSEND	TRAVIS	78723	LXS9317	TX	2903
239	CHRISTOPHER RYAN EGGELING	WILLIAMSON	78642	LXT1309	TX	2034
240	AMADITA CABALLERO TALAMANTES	TRAVIS	78754	LXT4054	TX	1760
241	ERNESTINE DELEON	BASTROP	78621	LXT4139	TX	2586
242	DALLASRAYLENE WILLIAMS	WILLIAMSON	78613	LXX3257	TX	1705
243	KENNETH PAUL WALLACE	TRAVIS	78653	LXX4206	TX	3284
244	CHRISTOPHER VONCHA HALL	BASTROP	78621	LYP7284	TX	1712
245	REBECCA A. FREDERICK	TRAVIS	78745	LYP7355	TX	2038
246	LACEY RENEE MELCHOR	WILLIAMSON	78729	LYX2478	TX	1630
247	JEFFREY PAUL TRCKA	BEXAR	78254	LZK6033	TX	1771
248	BOBBY JOE ORTIZ II BRITTNEY DIANNE TRAVIS	BASTROP	78621	LZP3111	TX	2125
249	PEDRO CESAR LOPEZ	TRAVIS	78723	LZP5385	TX	1722
250	CRYSTAL HASTINGS	BASTROP	78621	LZP7527	TX	2920
251	ROSA MARIA BONILLA	BASTROP	78612	LZP8631	TX	1590
252	IRENE MENDEZ ALFARO	BASTROP	78612	LZR2311	TX	2048
253	KYLEE CHRISTINE WHITAKER	TRAVIS	78724	LZR3508	TX	3178
254	MARIA LOUISA SMITHWICK	TRAVIS	78753	LZR3550	TX	2928
255	BRITTANY N KELLEY	TRAVIS	78653	LZR4414	TX	1664
256	ESTEFANIE M FLORES SANCHEZ ERIKA SANCHEZ CAMACHO	TRAVIS	78723	LZR4494	TX	4227
257	NICOLE RENEE ELDRIDGE	WILLIAMSON	78613	LZR5783	TX	4289
258	DESIREE LEANN QUINONEZ ROSARIO MARSELENA ORTEGA	TRAVIS	78723	LZR6389	TX	1998
259	CHRISTI NICOLE PATTERSON	LAMPASAS	76550	MBH7873	TX	2275



CTRMA Prohibited Vehicles

260	CRYSTAL DAVIS	TRAVIS	78653	MBS9292	TX	1782
261	MICHAEL ANDREW DIAZ	BASTROP	78621	MCH1440	TX	2674
262	JESSICA DREE MENDEZ	TRAVIS	78723	MCH2925	TX	2286
263	MUHAMMAD AFFAN SHAHID MUHAMMAD USMAN SHAHID	WILLIAMSON	78613	MCH5634	TX	1715
264	NORMA CHAVIRA	TRAVIS	78721	MCH6282	TX	1841
265	LUCY LIZET BERRELLEZA	TRAVIS	78653	MCJ0847	TX	2518
266	GREGORY STEPHEN MILLER BREANNA MONIQUE MILLER	TRAVIS	78653	MCJ1039	TX	2193
267	AGUSTIN ORTEGA VILLANUEVA	CALDWELL	78616	MCJ2772	TX	1909
268	LUIS ALONSO MAJANO-MIRANDA	TRAVIS	78753	MCJ3750	TX	2833
269	VERANDA A ESCOBAR JESSE ESCOBAR	TRAVIS	78653	MCJ3865	TX	1968
270	ANTHONY CARL WILLIAMS	TRAVIS	78741	MCJ7771	TX	3630
271	TINA RENEE WARNER	WILLIAMSON	78613	MCY0581	TX	2732
272	TARNEISHA YVETTE LAWRENCE	WILLIAMSON	78613	MDN9269	TX	2129
273	NATHAN THOMAS BIRDSONG	WILLIAMSON	78641	MDN9358	TX	2201
274	MARIA TREJO	LAMPASAS	76550	MDP0133	TX	3134
275	SHEILA DARICE MARTINEZ	WILLIAMSON	78641	MDP1483	TX	2549
276	NABOR BENITEZ	BASTROP	78621	MDP8617	TX	2279
277	LA SONYA GANT	BASTROP	78621	MGN4183	TX	1611
278	KIMBERLY KAY MYHRE	WILLIAMSON	78641	MGN4388	TX	2570
279	HOWARD MCKENZIE	WILLIAMSON	78665	MGY6111	TX	1843
280	RENEE WILLIAMS	TRAVIS	78754	MHB8305	TX	3008
281	BRENDA QUINTERO DAVID CHRISTOPHER DAVID	TRAVIS	78653	MHB8997	TX	2729
282	ALEXANDRIA SIMONE CROCHRAN	TRAVIS	78754	MHC2505	TX	1647
283	CORNELIA AVERY	TRAVIS	78758	MHC5776	TX	2481
284	AYANNIA LITICARLA T WIMBERLY	TRAVIS	78753	MHC8037	TX	1948
285	ADELA CASTILLO NIETO EDUARDO VAZQUEZ MORENO	TRAVIS	78617	MHD3068	TX	2988
286	JERRY DON JACKSON	WILLIAMSON	78641	MHD3924	TX	1931
287	AURIE BROCHEA JORDAN	TRAVIS	78752	MHJ7811	TX	1773
288	DANIEL C JANIK	TRAVIS	78734	MHJ8371	TX	6171
289	JOSE OVIDIO VILLATORO FUENTES	TRAVIS	78724	MHK8898	TX	5018
290	GABRIEL LOPEZ	BASTROP	78621	MHL4241	TX	2182
291	ERIC GLENN PEARSON	TRAVIS	78725	MJT8426	TX	1777
292	DERRICK DEON MCKINNEY	TRAVIS	78653	MKD7432	TX	2049



CTRMA Prohibited Vehicles

293	ALOMA ANN WILLIAMS	WILLIAMSON	78641	MKD7604	TX	1974
294	JOSANNE AYNNA PHILLIPS	WILLIAMSON	78613	MKD7732	TX	4183
295	CODY RAY CRISWELL CHRISTOPHER JAMES ARNEY	WILLIAMSON	78641	MKD8829	TX	2531
296	NATALIE NICOLE GUNDER	LAMPASAS	76550	MKD8905	TX	2784
297	PATRICK JOSEPH GUIHAN	TRAVIS	78745	MKV3799	TX	1839
298	BARBARA ANN RAMIREZ	TRAVIS	78745	MKV5044	TX	2346
299	KENNETH WAYNE RICHARDSON JR	WILLIAMSON	78681	MKV6099	TX	2154
300	ALFREDO SALAZAR URQUIZA JR	BASTROP	78621	MKV6117	TX	2213
301	TORRIE MARQUAIS BROWN	TRAVIS	78653	MKV9064	TX	1743
302	RAY RASHAD CRANEY YOLANDA JEAN CRANEY	TRAVIS	78617	MKV9372	TX	1773
303	DESHAWNDRRA LEMUEL	TRAVIS	78724	MKW9153	TX	1938
304	ASHLEY DANIELLE WILKINS	TRAVIS	78721	MKW9156	TX	2040
305	ALFREDO CASIANO	WILLIAMSON	78642	MLM0961	TX	2553
306	RACHEL SUZETTE ROBBINS MARISA NICOLE MILLER	BASTROP	78621	MPL2325	TX	2178
307	ELIZABETH ASHLEY VASQUEZ DERLY RENDON	TRAVIS	78741	MPL3442	TX	3374
308	STEVEN TYRONE CANNON	TRAVIS	78653	MPL3693	TX	2970
309	LEIANDRA CHRISTINE YANES	BASTROP	78621	MPL5203	TX	3406
310	ALBERT DESHARNE MAYFIELD AGATHA CHRISTI MAYFIELD	BASTROP	78621	MMB1993	TX	2694
311	MARTHA MARIA GUEVARA SANCHEZ	TRAVIS	78758	MMY0406	TX	2485
312	RAYMUNDO PASTRANA AVILES	TRAVIS	78724	MMY3226	TX	1612
313	JOHANNA RAQUEL REBOLLOSO	TRAVIS	78753	MMY4268	TX	4682
314	CHRIS M. MUNOZ	WILLIAMSON	78613	MMY9113	TX	2510
315	EDITH LOPEZ OLVERA EDITH CITLALI GARCIA	HAYS	78610	MMZ4068	TX	2635
316	DANIEL RAY RUNNELS	WILLIAMSON	78634	MND2200	TX	2429
317	MARC VINCENT RUIZ	WILLIAMSON	78642	MND2476	TX	1925
318	REBECCA BETH MIRELES ALLEN GONZALES	BASTROP	78602	MND3617	TX	3635
319	LATASHA R LINDSEY	TRAVIS	78653	MND5639	TX	2134
320	ANTONIO WHITE	TRAVIS	78721	MNF8614	TX	2042
321	ALEJANDRO MANZANARES CACERES ROSA ALICIA DIAZ	TRAVIS	78721	MNF9160	TX	2111
322	ANDREW CARY HANANIA	TRAVIS	78750	MNP3947	TX	2567
323	MARLA JEAN GANDY	WILLIAMSON	78641	MNP4293	TX	3149
324	ALVITA LUNT	TRAVIS	78748	MNP4322	TX	2992
325	DOMESHIA D DICKSON	TRAVIS	78653	MNP4390	TX	2432



CTRMA Prohibited Vehicles

326	DEMETRIUS MANDRELL DAVIS	BASTROP	78621	MNP5064	TX	2893
327	MEGAN SKYE CROSS JOAN GRAY LABARR	WILLIAMSON	76537	MNP5581	TX	1711
328	PAMDORIA NEELY NEWLIN	BASTROP	78621	MNP5597	TX	1645
329	MARK GOSNEY INVESTMENTS, INC	HAYS	78610	MNR4365	TX	1878
330	LAURA ARLENE RUBIO DBA CARMONA'S WESTERN WEAR	TRAVIS	78726	MNZ3394	TX	1737
331	BOBBY DEON WILLIAMS	BASTROP	78621	MNZ3836	TX	4594
332	CLEVELAND GOODMAN	BASTROP	78621	MNZ3869	TX	2308
333	ANALICIA ESTRADA	TRAVIS	78617	MNZ4896	TX	3025
334	RODNEY GAIL HYATT	WILLIAMSON	78641	MPL6025	TX	3338
335	ROSALIA VELDANEZ HAYES	BASTROP	78621	MPL6817	TX	2298
336	WALTER CHARLES GRIFFIN NICOLE LOUISE SANDERS	TRAVIS	78724	MPL7115	TX	4117
337	CODY SCHLEY KOONCE JESSICA P KOONCE	WILLIAMSON	78641	MRD0067	TX	1839
338	NATASHA DENISE MCCLAIN	WILLIAMSON	78613	MRG4975	TX	1951
339	MARIANNE SMITH ALVIAR JOE PAUL ALVIAR	WILLIAMSON	78641	MRJ4840	TX	1897
340	ADRIAN LARON PARKER	TRAVIS	78761	MRL0701	TX	1977
341	BRANDON KYLE HOLDT	TRAVIS	78721	MSD2630	TX	2410
342	CRYSTAL IVETTE HOUSTON JOHNSON	TRAVIS	78724	MSD5271	TX	2181
343	DAMIEN RENAURD RIGGINS	TRAVIS	78724	MSD7056	TX	3205
344	LINDA RAMIREZ CASTILLA LOUISA RENE MURRAY	TRAVIS	78745	MSF0187	TX	1764
345	THOMAS JAMES KELLY SALLY WADE KELLY	TRAVIS	78653	MSF1590	TX	1699
346	JENNIFER JEAN WELLS	WILLIAMSON	78613	MSF5571	TX	1591
347	STEPHANIE MARIE WALKER	WILLIAMSON	78680	MSW6319	TX	3040
348	DENISE LAKWUAAY GUYTON DATRIN AUNDREY GUYTON	TRAVIS	78653	MTB3501	TX	1866
349	VICTORIA ALLISON PRIESTER	WILLIAMSON	78641	MTB9560	TX	2290
350	STEPHANIE TAMARA CORDOVA	WILLIAMSON	78613	MTC0041	TX	2354
351	KAREN A NUNEZ ANGEL	BASTROP	78621	MTC1216	TX	1747
352	LARRY J BECK JR	DALLAS	75134	MTN2914	TX	1649
353	TED ABEITA VILLEGAS JR	WILLIAMSON	78717	MTX4356	TX	1847
354	BRADLEY DENAIL RODRIGUEZ OTELIA CURTICE BUNTON	BASTROP	78621	MTX5132	TX	2905
355	MATTHEW JAMES GARCIA YASMEEN GABRIELLA GONZALES	TRAVIS	78617	MTX5240	TX	2091
356	KEVIN AUSTIN SMARTT	TRAVIS	78653	MTY0814	TX	2471
357	MARIA LETICIA FIGUEROA AVILES	TRAVIS	78758	MTY1721	TX	3254
358	LATRICIA MONIQUE JONES	TRAVIS	78653	MTY2856	TX	2084



CTRMA Prohibited Vehicles

359	VALENTINE ELIAS PEREZ	TRAVIS	78714	MTY3221	TX	2356
360	WALTER V FRANKLIN III	BASTROP	78621	MTY6136	TX	2072
361	ANTHONY DEWAYNE WALKER	BASTROP	78621	MTY6560	TX	4013
362	DORNEKA JOYCELYN BILLS-NICHOLS	TRAVIS	78724	MTY7051	TX	1587
363	PAMELA MARCET WADE	TRAVIS	78653	MTY7252	TX	1961
364	FELICIA ANN REYES	WILLIAMSON	78641	MVD1265	TX	1943
365	CRYSTAL MARIE CANIZALES	WILLIAMSON	78641	MVF1659	TX	2329
366	DOROTEO FLORES	WILLIAMSON	78641	MVF2415	TX	3918
367	CRYSTAL MARIE TREVINO	TRAVIS	78617	MVF2628	TX	2573
368	JON D WILLIAMS	MILAM	76567	MWG9959	TX	1615
369	TORIN JOHNATHAN MOORE LISETTE KRYSTAL MOORE	TRAVIS	78758	MWT3884	TX	1940
370	SHANNON MARIE COBB	WILLIAMSON	78641	MWT4780	TX	2451
371	SERGIO E SAMPAYO	WILLIAMSON	78641	MWT4787	TX	3869
372	LAMARK RASHUAAN HARPER	TRAVIS	78653	MWW4600	TX	4035
373	CHARLENE LYNETTE HAYDEN	WILLIAMSON	78664	MXB9103	TX	2802
374	CYNTHIA MARIE MEDINA	TRAVIS	78724	MPX5154	TX	1590
375	REGINA DANIELLE MOORE	WILLIAMSON	78641	MPX6758	TX	1916
376	RYAN ROGERS	TRAVIS	78741	MPX7694	TX	2048
377	ZACHARY DAVID TINNEY	WILLIAMSON	78729	MPX7727	TX	3010
378	ANTONE DEON LAWRENCE	WILLIAMSON	78729	MPX8312	TX	4707
379	SARAH NICOLE CRAIN	TRAVIS	78724	MPX9283	TX	2250
380	KOURI EUGENE WINTERS	TRAVIS	78749	MPX9836	TX	2179
381	JAMES FRED PROPHIT KRISTINE DISARAY BAZAN	TRAVIS	78653	MPX3612	TX	2203
382	DARLENE KAY CHRISTOPH	WILLIAMSON	78680	MYD9832	TX	1973
383	JASMINE RENEE MORIN	TRAVIS	78724	MYR6770	TX	3760
384	DYLAN TYLER PHILLIPS	WILLIAMSON	78642	MYR7809	TX	3053
385	JOREL GARCIA	TRAVIS	78653	MYS2198	TX	2260
386	TONIA ELLEN OJEDA KENNETH HUNTER IVORY	WILLIAMSON	78641	MYS2323	TX	1937
387	PABLO ERNESTO MAYA- MARTINEZ	TRAVIS	78741	MYS2838	TX	3051
388	LYSSETT SERAFIN	BASTROP	78621	MYS3281	TX	2334
389	SANDRA KAYE KENNEDY	WILLIAMSON	78641	MYS3506	TX	2918
390	ANICETA ALVAREZ ALBERTO SAUCEDO JR	TRAVIS	78653	MYS7229	TX	2396
391	BRYAN EUGENE ADAMS	BASTROP	78621	MYS9677	TX	5022



CTRMA Prohibited Vehicles

392	LAWRENCE J HENDERSON JR	TRAVIS	78721	MYS9752	TX	2481
393	AARON MICHAEL SPRAGUE	WILLIAMSON	78641	MYT0363	TX	4021
394	SHAYNA ANNETTE ANDERSON	TRAVIS	78759	MZC0243	TX	3159
395	JENNIFER CHRISTIE NGUYEN	WILLIAMSON	78641	MZC1595	TX	2098
396	JAMES G TEEL	WILLIAMSON	78641	MZC3624	TX	2526
397	ISAIAH JONATHAN RODRIGUEZ	WILLIAMSON	78641	NBN5217	TX	1986
398	TABATHA GARZA	WILLIAMSON	78641	NBN6417	TX	3045
399	HANNAH PAGE BROWN PABLO JIMENEZ JR	WILLIAMSON	78641	NCD4205	TX	2442
400	SAMUEL BECERRIL MARTINEZ	TRAVIS	78653	NCD5669	TX	2545
401	TIMOTHY BRYAN VELA MARIA ELIZABETH VELA	TRAVIS	78724	NCD5823	TX	2559
402	ANDRE JAMES SANCHEZ BENJAMIN	TRAVIS	78754	NCD7119	TX	2012
403	JACQUELYN RENE KAYS	WILLIAMSON	78641	NCD7384	TX	3100
404	STEPHON WARD	TRAVIS	78741	NCD7399	TX	1910
405	TAFT DOUGLAS BALDWIN	WILLIAMSON	78641	NCD7554	TX	1776
406	BRYON CHARLES BROWN	TRAVIS	78653	NCD7948	TX	2577
407	ROSEMARY MATEO	TRAVIS	78617	NCD9689	TX	2065
408	GONZALO TRUJILLO LOPEZ	TRAVIS	78653	NCF1163	TX	3171
409	BRODRICK DEON BRUTON	TRAVIS	78744	NCF2159	TX	2762
410	ZACCARRA RACRETSHA WRIGHT LIONNE DONELL WRIGHT	TRAVIS	78653	NCF4250	TX	2418
411	GENARO ZACARIAS CARVALLO	TRAVIS	78723	NCF6796	TX	4996
412	CHRISTINA MIRANDA	TRAVIS	78758	NCF8123	TX	1803
413	DAVID AGUIRRE ARCE	WILLIAMSON	78613	NCF8198	TX	2908
414	DEMETRIST L. WALLACE	TRAVIS	78653	NCF8735	TX	1683
415	ANNA MARIE VARGAS	WILLIAMSON	78641	NCK5872	TX	1615
416	CORTNEY ELIZABETH GIL LEEROY ONTIVEROS	TRAVIS	78754	NCK7797	TX	2172
417	KOURTNEY JAE TRANIQUE BALDWIN	BASTROP	78621	NCK8103	TX	1649
418	DIANA MARIE TOWNSEND	WILLIAMSON	78613	NCK9356	TX	3243
419	EMILY MARIE METLOW	TRAVIS	78753	NCL0417	TX	3174
420	PATRICIA N GATES	WILLIAMSON	78613	NCL2712	TX	2504
421	NANCY ANNE BURKHARDT-GOODE	BASTROP	78650	NCN1116	TX	3992
422	CASSANDRA NICOLE BRYANT	TRAVIS	78653	NCN1707	TX	2557
423	MONIQUE WHITLEY	WILLIAMSON	78729	NDC5947	TX	2303
424	LETICIA MARIE MORELOS	RED RIVER	75426	NDP3292	TX	1794



CTRMA Prohibited Vehicles

425	GLORIA L DAMEKI-NYERI	TRAVIS	78617	NDP3464	TX	2233
426	SONYA YVONNE BRYANT	WILLIAMSON	78613	NDP3661	TX	3212
427	ADRIAN LOUIS ROSA	TRAVIS	78653	NDP4350	TX	3822
428	ERIN NIKISHA TAYLOR	TRAVIS	78653	NDP8839	TX	1724
429	JONATHAN RENE RODRIGUEZ	TRAVIS	78653	NDP8935	TX	2434
430	YOLANDA HABBIT	TRAVIS	78653	NDP9371	TX	2311
431	TENEE CHANTAL GOFF JARRYD RAMIAHN GOFF	TRAVIS	78744	NDR2523	TX	3708
432	JESSICA LYNN SILGUERO	TRAVIS	78724	NDR4843	TX	2355
433	CURTIS LOUIS JERRELLS JR	TRAVIS	78725	NFT1078	TX	2835
434	BRIAN SHANE SWARTZ	WILLIAMSON	78641	NFW6891	TX	1936
435	KRISTINA DANIELLA HEATH DAVID CHRISTOPHER HEATH	WILLIAMSON	78613	NFW7566	TX	2118
436	ROBERT ALAN WARD	WILLIAMSON	78613	NFW7956	TX	5099
437	KIMBERLY ANN STEAMER	BASTROP	78621	NFW9615	TX	5378
438	SACHA RENEE MASUCA	WILLIAMSON	78642	NFX1866	TX	1836
439	LETITIA ANN WITT NORMAN E CARROLL	WILLIAMSON	78642	NFX2237	TX	1965
440	JUSTIN KEITH COLEMAN	TRAVIS	78653	NFZ8995	TX	2834
441	DULCE CASTILLA	TRAVIS	78723	NGB2472	TX	1947
442	JEAN MARIE FOLEY	TRAVIS	78723	NGB6389	TX	2366
443	BEYONCE DEZHAUN CARR BRANDY CHANEL CLARK	TRAVIS	78724	NGB9212	TX	3091
444	TENEE CHANTAL GOFF	TRAVIS	78744	NGC2866	TX	2392
445	JOE MANUEL CHAVIRA	TRAVIS	78653	NGC3965	TX	4485
446	LIZA MARIE BARBOSA	WILLIAMSON	78642	NGC4762	TX	3003
447	BRYCE EDWARD TENNISON	WILLIAMSON	78641	NGK4340	TX	3200
448	SUE ELLEN HINOJOSA	WILLIAMSON	78642	NHX7193	TX	3248
449	STEVE A ORTIZ III	BASTROP	78621	NHX9209	TX	3034
450	DAVID G CISNEROS	TRAVIS	78653	NHY0631	TX	2449
451	MATTHEW JOHN HOENIG	WILLIAMSON	78641	NJJ5745	TX	2378
452	ASHLEE RENE GILMORE JACK ALAN GILMORE	WILLIAMSON	78641	NJW6535	TX	2674
453	MASHELLE YVONNE KING	WILLIAMSON	78641	NJX7090	TX	2011
454	DOMINION ROOFING AND SERVICES	TRAVIS	78617	NKX9550	TX	3229
455	MARIA ALONDRA NIETO VALLE	TRAVIS	78653	NKY0610	TX	2087
456	KENDRA JOYCE KUROWSKI	WILLIAMSON	78613	NKZ0397	TX	2746
457	ROSE ANN BETANCOURT DAVID RUIZ BETANCOURT	TRAVIS	78724	NKZ2512	TX	2259



CTRMA Prohibited Vehicles

458	TRENT A ALLEN SPEARS	TRAVIS	78723	NKZ2842	TX	1875
459	NOELLE CECILIE MATA	TRAVIS	78653	NLJ2823	TX	1801
460	KERRIE ANNE LAVORO MICHELLE ANN LAROUX	WILLIAMSON	78641	NLJ5461	TX	1739
461	SHANICKA TRAMAIN GIRDY	TRAVIS	78725	NLJ6183	TX	3695
462	MONA CHRISTINE MORRIS	WILLIAMSON	78641	NLK2288	TX	2858
463	MICHAEL RYAN WOLSLAGER	WILLIAMSON	78641	NNK8082	TX	2116
464	AMANDA MARIE VERASTEGUI-DE LA CRUZ	TRAVIS	78724	NNL2861	TX	2373
465	NICHOLAS ANTHONY ORONA	TRAVIS	78741	NNL3566	TX	2684
466	TE LIAH DELORIS CURTIS	TRAVIS	78724	NNL3729	TX	2648
467	JOE ANGEL LOPEZ	TRAVIS	78617	NNL6250	TX	1745
468	IVORY VINCENT CAMPBELL	TRAVIS	78725	NNM6050	TX	3498
469	DEVON LYNETTE KYLEBERG	WILLIAMSON	78633	NPF2752	TX	2582
470	STEVEN JOHN BEZDEK	TRAVIS	78754	NPF3769	TX	2197
471	BRENDA EDITH ZAVALA	BASTROP	78621	NPX5872	TX	2513
472	HUNTER PHILLIP HILL	WILLIAMSON	78634	NPX7419	TX	2532
473	MAURO LUJANO-JUAN	BASTROP	78621	NRL2608	TX	2224
474	MARCUS WEST	WILLIAMSON	78634	NRL4281	TX	2005
475	MARIA F PEREZ	TRAVIS	78617	NRL5553	TX	2553
476	CARLA VENETIA CHATMON	TRAVIS	78617	NRL9806	TX	3615
477	RENEE ANTOINETTE BELIM	TRAVIS	78747	NRM5796	TX	4171
478	JOSE DANIEL VALLADARES	TRAVIS	78653	NRM8324	TX	3303
479	MARY SHAMIKA MENDEZ	TRAVIS	78653	NSL2895	TX	2616
480	TASHA LASHUN WOODS DESIREE M WILLIAM-HENDERSON	WILLIAMSON	78665	NSL3885	TX	2108
481	ROBERTO EMMANUEL GRIEGO	TRAVIS	78660	NTV9939	TX	1882
482	GEORGE ALLEN LUMSFORD ROBERT EARL LUMSFORD	COLORADO	78934	NVG4702	TX	2010
483	KEIRA BRASHAE MCDOWELL	WILLIAMSON	78641	NWF5725	TX	3136
484	JAMES KEITH SHEPPARD	TRAVIS	78617	NXH8108	TX	2655
485	ROBYN TRESS NEHELLE JOHNSON GARLYN WILKS JR	WILLIAMSON	78641	NXL0925	TX	2999
486	ANGEL PENA GONZALES	TRAVIS	78653	NXL2369	TX	3432
487	HECTOR DE LEON AMADOR	WILLIAMSON	78641	NXM1262	TX	1705
488	BRANDON DEAN BYRNS DBA BYRNS TOWING	WILLIAMSON	78641	T2718K	TX	4123
489	REDMOND INDUSTRIES INC. DBA AUSTIN FRONTIER TOWING	TRAVIS	78745	T6494K	TX	1755

**MEETING OF THE BOARD OF DIRECTORS
OF THE
CENTRAL TEXAS REGIONAL MOBILITY AUTHORITY**

RESOLUTION NO. 22-024

ACCEPT THE FINANCIAL STATEMENTS FOR APRIL 2022

WHEREAS, the Central Texas Regional Mobility Authority (Mobility Authority) is empowered to procure such goods and services as it deems necessary to assist with its operations and to study and develop potential transportation projects, and is responsible to insure accurate financial records are maintained using sound and acceptable financial practices; and

WHEREAS, close scrutiny of the Mobility Authority's expenditures for goods and services, including those related to project development, as well as close scrutiny of the Mobility Authority's financial condition and records is the responsibility of the Board and its designees through procedures the Board may implement from time to time; and

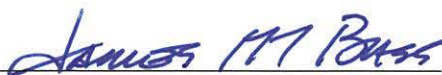
WHEREAS, the Board has adopted policies and procedures intended to provide strong fiscal oversight and which authorize the Executive Director, working with the Mobility Authority's Chief Financial Officer, to review invoices, approve disbursements, and prepare and maintain accurate financial records and reports; and

WHEREAS, the Executive Director, working with the Chief Financial Officer, has reviewed and authorized the disbursements necessary for the month of April 2022, and has caused financial statements to be prepared and attached to this resolution as Exhibit A; and

NOW THEREFORE, BE IT RESOLVED, that the Board of Directors accepts the financial statements for April 2022, attached hereto as Exhibit A.

Adopted by the Board of Directors of the Central Texas Regional Mobility Authority on the 25th day of May 2022.

Submitted and reviewed by:



James M. Bass
Executive Director

Approved:



Robert W. Jenkins, Jr.
Chairman, Board of Directors

Exhibit A

Central Texas Regional Mobility Authority
Income Statement
For the Period Ending April 30, 2022

	Budget Amount FY 2022	Actual Year to Date	Percent of Budget	Actual Prior Year to Date
REVENUE				
Operating Revenue				
Toll Revenue - Tags	105,220,500	96,010,404	91.25%	63,311,913
Video Tolls	31,433,500	38,027,936	120.98%	18,109,039
Fee Revenue	13,921,000	11,468,248	82.38%	8,113,760
Total Operating Revenue	150,575,000	145,506,587	96.63%	89,534,713
Other Revenue				
Interest Income	1,230,764	913,448	74.22%	796,978
Grant Revenue	2,180,000	553,991	25.41%	844,852
Misc Revenue	320,000	211,845	66.20%	123,384
Gain/Loss on Sale of Asset	-	6,568	-	-
Total Other Revenue	3,730,764	1,685,852	45.19%	1,765,214
TOTAL REVENUE	\$154,305,764	\$147,192,439	95.39%	91,299,926
EXPENSES				
Salaries and Benefits				
Salary Expense-Regular	4,940,743	3,053,982	61.81%	3,524,897
Salary Reserve	80,000	-	-	-
TCDRS	1,016,106	609,786	60.01%	502,380
FICA	238,665	155,254	65.05%	160,585
FICA MED	74,643	45,309	60.70%	53,847
Health Insurance Expense	584,978	323,935	55.38%	382,844
Life Insurance Expense	6,714	4,752	70.78%	8,029
Auto Allowance Expense	10,200	8,075	79.17%	5,525
Other Benefits	209,200	120,642	57.67%	168,077
Unemployment Taxes	5,184	4,362	84.15%	5,021
Total Salaries and Benefits	7,166,434	4,326,098	60.37%	4,811,205

Central Texas Regional Mobility Authority
Income Statement
For the Period Ending April 30, 2022

	Budget Amount FY 2022	Actual Year to Date	Percent of Budget	Actual Prior Year to Date
Administrative				
Administrative and Office Expenses				
Accounting	9,000	7,160	79.55%	7,950
Auditing	144,550	100,975	69.85%	91,475
Financial Advisors	-	41,400	-	-
Human Resources	30,000	18,644	62.15%	8,945
Legal	-	3,245	-	-
IT Services	285,000	113,152	39.70%	163,490
Internet	450	-	-	-
Software Licenses	514,500	381,990	74.24%	222,962
Cell Phones	24,800	16,838	67.89%	16,751
Local Telephone Service	105,000	74,035	70.51%	74,103
Overnight Delivery Services	200	57	28.46%	56
Local Delivery Services	50	-	-	12
Copy Machine	16,000	11,448	71.55%	12,720
Repair & Maintenance-General	10,000	2,273	22.73%	3,749
Meeting Facilities	-	1,300	-	-
Meeting Expense	13,250	4,920	37.13%	1,676
Toll Tag Expense	3,000	1,920	64.00%	1,300
Parking / Local Ride Share	2,750	37	1.36%	49
Mileage Reimbursement	4,800	207	4.31%	260
Insurance Expense	651,000	452,977	69.58%	424,739
Rent Expense	575,000	533,258	92.74%	458,663
Building Parking	11,000	1,600	14.55%	122
Legal Services	342,500	216,864	63.32%	218,981
Total Administrative and Office Expenses	2,742,850	1,984,300	72.34%	1,708,003
Office Supplies				
Books & Publications	4,250	3,028	71.24%	3,724
Office Supplies	11,000	1,274	11.59%	3,762
Misc Office Equipment	4,500	732	16.28%	101
Computer Supplies	186,950	71,239	38.11%	41,108
Copy Supplies	1,500	117	7.80%	93
Other Reports-Printing	5,000	-	-	-
Office Supplies-Printed	5,000	171	3.42%	139
Postage Expense	650	464	71.36%	441
Total Office Supplies	218,850	77,026	35.20%	49,368

Central Texas Regional Mobility Authority
Income Statement
For the Period Ending April 30, 2022

	Budget Amount FY 2022	Actual Year to Date	Percent of Budget	Actual Prior Year to Date
Communications and Public Relations				
Graphic Design Services	75,000	-	-	-
Website Maintenance	100,000	48,337	48.34%	29,185
Research Services	275,000	10,109	3.68%	93,962
Communications and Marketing	500,000	15,327	3.07%	110,306
Advertising Expense	800,000	163,176	20.40%	170,589
Direct Mail	85,000	-	-	-
Video Production	179,000	8,820	4.93%	15,101
Photography	10,000	199	1.99%	-
Radio	75,000	-	-	-
Other Public Relations	-	-	-	10,576
Promotional Items	10,000	-	-	1,260
Annual Report printing	5,600	780	13.92%	553
Direct Mail Printing	40,000	-	-	770
Other Communication Expenses	15,000	13,105	87.37%	2,782
Total Communications and Public Relations	2,169,600	259,852	11.98%	435,084
Employee Development				
Subscriptions	50,560	123	0.24%	1,317
Agency Memberships	57,942	37,320	64.41%	40,531
Continuing Education	11,000	1,729	15.72%	695
Professional Development	14,000	240	1.71%	-
Other Licenses	1,850	554	29.94%	758
Seminars and Conferences	45,500	7,318	16.08%	(6,731)
Travel	89,500	15,992	17.87%	-
Total Employee Development	270,352	63,276	23.40%	36,570
Financing and Banking Fees				
Trustee Fees	60,000	53,538	89.23%	48,050
Bank Fee Expense	2,000	2,737	136.85%	875
Continuing Disclosure	4,000	6,184	154.59%	3,500
Arbitrage Rebate Calculation	10,000	13,967	139.67%	9,975
Rating Agency Expense	50,000	12,000	24.00%	24,500
Total Financing and Banking Fees	126,000	88,425	70.18%	86,900
Total Administrative	5,527,652	2,472,878	44.74%	2,315,924

Central Texas Regional Mobility Authority
Income Statement
For the Period Ending April 30, 2022

	Budget Amount FY 2022	Actual Year to Date	Percent of Budget	Actual Prior Year to Date
Operations and Maintenance				
Operations and Maintenance Consulting				
GEC-Trust Indenture Support	521,829	384,392	73.66%	394,051
GEC-Financial Planning Support	243,804	185,149	75.94%	105,558
GEC-Toll Ops Support	1,314,155	650,793	49.52%	184,008
GEC-Roadway Ops Support	1,186,339	714,495	60.23%	579,654
GEC-Technology Support	1,438,856	401,540	27.91%	520,866
GEC-Public Information Support	-	144,760	-	61,242
GEC-General Support	1,473,429	781,030	53.01%	514,060
General System Consultant	1,653,940	846,440	51.18%	408,640
Traffic Modeling	67,000	26,546	39.62%	34,051
Traffic and Revenue Consultant	175,000	415,209	237.26%	200,321
Total Operations and Maintenance Consulting	8,074,352	4,550,354	56.36%	3,002,450
Roadway Operations and Maintenance				
Roadway Maintenance	4,487,800	3,040,771	67.76%	2,564,140
Landscape Maintenance	2,302,400	555,542	24.13%	1,789,935
Signal & Illumination Maint	50,000	-	-	-
Maintenance Supplies-Roadway	350,000	93,118	26.61%	69,880
Tools & Equipment Expense	25,000	138	0.55%	2,383
Gasoline	30,000	10,386	34.62%	9,190
Repair & Maintenance - Vehicles	10,000	4,019	40.19%	5,065
Natural Gas	2,500	3,921	156.82%	1,940
Electricity - Roadways	250,000	155,807	62.32%	136,947
Total Roadway Operations and Maintenance	7,507,700	3,863,702	51.46%	4,579,480
Toll Processing and Collection Expense				
Image Processing	3,000,000	2,807,131	93.57%	1,512,524
Tag Collection Fees	6,041,000	7,353,121	121.72%	4,992,651
Court Enforcement Costs	75,000	-	-	-
DMV Lookup Fees	250	-	-	-
Total Processing and Collection Expense	9,116,250	10,160,253	111.45%	6,505,176

Central Texas Regional Mobility Authority
Income Statement
For the Period Ending April 30, 2022

	Budget Amount FY 2022	Actual Year to Date	Percent of Budget	Actual Prior Year to Date
Toll Operations Expense				
Generator Fuel	3,000	-	-	1,409
Fire and Burglar Alarm	500	370	74.02%	370
Refuse	2,200	1,476	67.10%	1,481
Water - Irrigation	7,500	4,063	54.17%	3,206
Electricity	500	511	102.17%	636
ETC spare parts expense	50,000	(33,850)	-67.70%	137,786
Repair & Maintenance Toll Equip	75,000	5,197	6.93%	-
Law Enforcement	450,000	340,169	75.59%	139,568
ETC Maintenance Contract	5,390,000	2,024,130	37.55%	2,944,797
ETC Toll Management Center System Operation	642,852	474,446	73.80%	332,116
ETC Development	1,140,000	179,939	15.78%	861,517
ETC Testing	200,000	-	-	1,687
Total Toll Operations Expense	7,961,552	2,996,451	37.64%	4,424,571
Total Operations and Maintenance	32,659,854	21,570,759	66.05%	18,511,676
Other Expenses				
Special Projects and Contingencies				
HERO	148,000	123,191	83.24%	123,191
Special Projects	150,000	-	-	28,662
71 Express Net Revenue Payment	4,000,000	1,331,694	33.29%	2,538,012
Technology Initiatives	185,000	41,395	22.38%	126,836
Other Contractual Svcs	370,000	192,500	52.03%	424,421
Contingency	300,000	-	-	20,000
Total Special Projects and Contingencies	5,153,000	1,688,779	32.77%	3,261,121
Non Cash Expenses				
Amortization Expense	1,125,000	1,165,928	103.64%	754,167
Amort Expense - Refund Savings	2,715,425	7,442,358	274.08%	1,800,760
Dep Exp - Furniture & Fixtures	2,614	2,178	83.33%	2,178
Dep Expense - Equipment	2,500	2,083	83.33%	2,083
Dep Expense - Autos & Trucks	43,085	27,987	64.96%	30,063
Dep Expense - Buildng & Toll Fac	176,748	147,290	83.33%	147,290
Dep Expense - Highways & Bridges	49,342,469	42,184,620	85.49%	28,986,948
Dep Expense - Toll Equipment	4,060,300	3,395,361	83.62%	3,048,192
Dep Expense - Signs	1,202,171	847,142	70.47%	847,142
Dep Expense - Land Improvements	1,163,209	737,445	63.40%	737,445
Depreciation Expense - Computers	192,000	157,568	82.07%	159,851
Undevelopable Projects	-	-	-	4,468,748
Total Non Cash Expenses	60,025,522	56,109,959	93.48%	40,984,866
Total Other Expenses	65,178,522	57,798,738	88.68%	44,245,988

Central Texas Regional Mobility Authority
Income Statement
For the Period Ending April 30, 2022

	Budget Amount FY 2022	Actual Year to Date	Percent of Budget	Actual Prior Year to Date
Non Operating Expenses				
Bond Issuance Expense	1,227,474	4,794,179	390.57%	5,496,915
Loan Fee Expense	50,000	14,500	29.00%	28,000
Interest Expense	83,789,516	65,235,397	77.86%	38,620,380
CAMPO RIF Payment	-	5,000,000	-	-
Community Initiatives	57,500	52,670	91.60%	62,050
Total Non Operating Expenses	85,124,490	75,096,746	88.22%	44,207,345
TOTAL EXPENSES	\$195,656,952	\$161,265,219	82.42%	\$114,092,139
Net Income	(\$41,351,188)	(\$14,072,781)		(22,792,212)

Central Texas Regional Mobility Authority
Balance Sheet
as of April 30, 2022

	as of 04/30/2022		as of 04/30/2021	
ASSETS				
Current Assets				
Cash				
Regions Operating Account	\$ 2,699,945		\$ 1,940,354	
Cash in TexStar	540,509		440,193	
Regions Payroll Account	22,718		367,305	
Restricted Cash				
Goldman Sachs FSGF 465	704,487,204		859,059,205	
Restricted Cash - TexSTAR	190,261,233		168,165,024	
Overpayments account	582,040		719,396	
Total Cash and Cash Equivalents		898,593,649		1,030,691,477
Accounts Receivable				
Accounts Receivable	2,770,089		2,770,089	
Due From Other Agencies	94,772		80,277	
Due From TTA	5,338,077		3,303,717	
Due From NTTA	1,463,125		1,091,869	
Due From HCTRA	2,039,308		1,493,838	
Due From TxDOT	4,050,733		143,234	
Interest Receivable	1,433,792		471,176	
Total Receivables		17,189,896		9,354,200
Short Term Investments				
Treasuries	78,854,260		270,129,257	
Agencies	153,945,559		-	
Total Short Term Investments		232,799,818		270,129,257
Total Current Assets		1,148,583,364		1,310,174,934
Total Construction in Progress		269,469,456		679,052,307
Fixed Assets (Net of Depreciation and Amortization)				
Computers	130,020		319,101	
Computer Software	1,522,300		2,657,136	
Furniture and Fixtures	2,614		5,227	
Equipment	10,040		2,540	
Autos and Trucks	102,774		43,356	
Buildings and Toll Facilities	4,446,477		4,623,224	
Highways and Bridges	1,724,030,386		1,164,660,003	
Toll Equipment	20,510,781		19,825,055	
Signs	13,281,324		13,782,884	
Land Improvements	6,346,758		7,231,692	
Right of way	88,149,606		88,149,606	
Leasehold Improvements	52,402		98,545	
Total Fixed Assets		1,858,585,481		1,301,398,371
Other Assets				
Intangible Assets-Net	171,041,561		135,907,241	
2005 Bond Insurance Costs	3,469,509		3,683,017	
Prepaid Insurance	213,439		227,588	
Deferred Outflows (pension related)	637,414		198,767	
Pension Asset	591,247		896,834	
Total Other Assets		175,953,170		140,913,447
Total Assets		\$ 3,452,591,471		\$ 3,431,539,059

Central Texas Regional Mobility Authority
Balance Sheet
as of April 30, 2022

	as of 04/30/2022	as of 04/30/2021
LIABILITIES		
Current Liabilities		
Accounts Payable	\$ 34,503,152	\$ 4,594,802
Construction Payable	5,684,437	15,474,670
Overpayments	585,473	722,663
Interest Payable	39,985,302	26,041,868
TCDRS Payable	68,880	59,199
Due to other Agencies	2,116	6,360
Due to TTA	877,839	752,162
Due to NTTA	-	78,532
Due to HCTRA	144,132	109,545
Due to Other Entities	1,087,274	1,048,695
71E TxDOT Obligation - ST	782,449	471,091
Total Current Liabilities	83,721,055	49,359,588
Long Term Liabilities		
Compensated Absences	283,554	372,715
Deferred Inflows (pension related)	109,052	164,402
Long Term Payables	392,606	537,118
Bonds Payable		
Senior Lien Revenue Bonds:		
Senior Lien Revenue Bonds 2010	86,533,211	80,314,342
Senior Lien Revenue Bonds 2011	18,648,070	18,377,491
Senior Refunding Bonds 2013	3,475,000	7,080,000
Senior Lien Revenue Bonds 2015	10,000,000	298,790,000
Senior Lien Refunding Revenue Bonds 2016	70,790,000	348,295,000
Senior Lien Revenue Bonds 2018	44,345,000	44,345,000
Senior Lien Revenue Bonds 2020A	50,265,000	50,265,000
Senior Lien Refunding Bonds 2020B	55,600,000	56,205,000
Senior Lien Refunding Bonds 2020C	138,435,000	138,435,000
Senior Lien Revenue Bonds 2020E	167,160,000	167,160,000
Senior Lien Revenue Bonds 2021B	255,075,000	255,075,000
Senior Lien Refunding Bonds 2021D	274,625,000	-
Senior Lien Refunding Bonds 2021E	335,610,000	-
Sn Lien Rev Bnd Prem/Disc 2013	1,192,745	2,981,862
Sn Lien Revenue Bnd Prem 2015	-	17,387,251
Senior Lien Premium 2016 Revenue Bonds	7,748,010	39,621,928
Sn Lien Revenue Bond Premium 2018	3,194,220	3,460,793
Senior Lien Revenue Bond Premium 2020A	11,368,242	11,522,286
Senior Lien Refunding Bond Premium 2020B	11,860,835	12,395,910
Senior Lien Revenue Bonds Premium 2020E	26,141,820	27,809,102
Senior Lien Revenue Bonds Premium 2021B	53,578,936	53,769,838
Senior Lien Refunding Bonds Premium 2021D	44,876,807	-
Total Senior Lien Revenue Bonds	1,670,522,894	1,633,290,805
Sub Lien Revenue Bonds:		
Sub Lien Refunding Bonds 2013	2,725,000	5,320,000
Sub Lien Refunding Bonds 2016	72,605,000	73,055,000
Subordinated Lien BANs 2018	-	46,020,000
Sub Lien Refunding Bonds 2020D	98,580,000	99,705,000
Subordinated Lien BANs 2020F	110,875,000	110,875,000
Subordinate Lien Refunding Bonds 2020G	61,570,000	61,570,000
Subordinated Lien BANs 2021C	244,185,000	244,185,000
Sub Refunding 2013 Prem/Disc	254,498	636,246
Sub Refunding 2016 Prem/Disc	5,928,057	6,754,505
Sub Lien BANs 2018 Premium	-	352,755
Subordinated Lien BANs 2020F Premium	10,674,306	14,677,171
Subordinated Lien Refunding Bonds Premium 2020G	7,235,548	7,639,520
Sub Lien BANs 2021C Premium	35,521,161	43,132,838
Total Sub Lien Revenue Bonds	650,153,571	713,923,035

Central Texas Regional Mobility Authority
Balance Sheet
as of April 30, 2022

	as of 04/30/2022	as of 04/30/2021
Other Obligations		
TIFIA Note 2021	308,423,628	303,548,475
71E TxDOT Obligation - LT	55,077,264	60,728,211
Regions 2017 MoPAC Note	<u>24,990,900</u>	<u>24,990,900</u>
Total Other Obligations	<u>388,491,793</u>	<u>389,267,586</u>
Total Long Term Liabilities	<u>2,709,560,863</u>	<u>2,737,018,543</u>
Total Liabilities	<u>2,793,281,918</u>	<u>2,786,378,131</u>
	NET ASSETS	
Contributed Capital	121,462,104	121,462,104
Net Assets Beginning	551,919,620	546,490,426
Current Year Operations	<u>(14,072,171)</u>	<u>(22,791,602)</u>
Total Net Assets	<u>659,309,553</u>	<u>645,160,928</u>
Total Liabilities and Net Assets	<u>\$ 3,452,591,471</u>	<u>\$ 3,431,539,059</u>

Central Texas Regional Mobility Authority
Statement of Cash Flow
as of April 2022

Cash flows from operating activities:

Receipts from toll revenues	\$	138,005,843
Receipts from interest income		294,221
Payments to vendors		(37,469,205)
Payments to employees		(4,446,861)
Net cash flows provided by (used in) operating activities		96,383,997

Cash flows from capital and related financing activities:

2018 BAN Redemption		(5,957,859)
Bond Refunding		110,441,743
Issuance Expense		(4,794,179)
Payments on bonds		(117,190,710)
Interest payments		(75,855,309)
Acquisition of capital assets - non project		(84,661)
Acquisitions of construction in progress		(137,082,438)
Net cash flows provided by (used in) capital and related financing activities		(230,523,412)

Cash flows from investing activities:

Interest Receivable		(1,512,133)
Interest income		2,558,102
Purchase of investments		(495,370,165)
Proceeds from sale or maturity of investments		505,876,865
Net cash flows provided by (used in) investing activities		13,064,801
Net increase (decrease) in cash and cash equivalents		(121,074,614)
Cash and cash equivalents at beginning of period		1,019,668,263
Cash and cash equivalents at end of period	\$	898,593,649

Reconciliation of change in net assets to net cash provided by operating activities:

Operating income	\$	58,357,769
Adjustments to reconcile change in net assets to net cash provided by operating activities:		
Depreciation and amortization		49,833,529
Changes in assets and liabilities:		
(Increase) decrease in accounts receivable		(7,795,800)
(Increase) decrease in prepaid expenses and other assets		(59,542)
(Decrease) increase in accounts payable		(2,212,103)
Increase (decrease) in accrued expenses		(1,743,515)
(Increase) in deferred outflows of resources		3,660
Total adjustments		38,026,229
Net cash flows provided by (used in) operating activities	\$	96,383,997

Reconciliation of cash and cash equivalents:

Unrestricted cash and cash equivalents	\$	157,188,923
Restricted cash and cash equivalents		741,404,726
Total	\$	898,593,649

INVESTMENTS by FUND

		Balance April 30, 2022	
Renewal & Replacement Fund			
TexSTAR	1,794.91		190,801,741.74
Goldman Sachs	122,196.30		698,687,314.22
Agencies/ Treasuries		123,991.21	232,804,595.01
Grant Fund			\$ 1,122,293,650.97
TexSTAR	454,789.47		
Goldman Sachs	7,185,166.67		
Agencies/ Treasuries	2,444,939.42	10,084,895.56	
Senior Debt Service Reserve Fund			
TexSTAR	90,744,372.26		
Goldman Sachs	7,238,668.73		
Agencies/ Treasuries	9,999,752.21	107,982,793.20	
2010 Senior Lien Debt Service Account			
Goldman Sachs	60,660.01	60,660.01	
2011 Sr Debt Service Account			
Goldman Sachs	1,243,605.05	1,243,605.05	
2013 Sr Debt Service Account			
Goldman Sachs	1,216,490.91	1,216,490.91	
2013 Sub Debt Service Account			
Goldman Sachs	953,977.37	953,977.37	
2013 Sub Debt Service Reserve Fund			
Goldman Sachs	123.28	781,176.35	
TexSTAR	781,053.07		
2015 Sr Debt Service Account			
Goldman Sachs	4,731,467.87	4,731,467.87	
2015 Sr Capitalized Interest			
Goldman Sachs	-	-	
TexSTAR	-		
2016 Sr Lien Rev Refunding Debt Service Account			
Goldman Sachs	7,774,111.12	7,774,111.12	
2016 Sub Lien Rev Refunding Debt Service Account			
Goldman Sachs	1,487,113.01	1,487,113.01	
2016 Sub Lien Rev Refunding DSR			
Goldman Sachs	6,997,871.88	6,997,871.88	
Agencies/ Treasuries	-	-	
Operating Fund			
TexSTAR	540,508.57		
TexSTAR-Trustee	5,405,163.70		
Goldman Sachs	7,508,713.26	13,454,385.53	
Revenue Fund			
Goldman Sachs	8,886,532.71	8,886,532.71	
General Fund			
TexSTAR	90,896,316.18		
Goldman Sachs	22,210,954.40		
Agencies/ Treasuries	-	113,107,270.58	
71E Revenue Fund			
Goldman Sachs	20,117,647.59	20,117,647.59	
MoPac Revenue Fund			
Goldman Sachs	49,676.61	49,676.61	
MoPac General Fund			
Goldman Sachs	1,203,689.14	1,203,689.14	
MoPac Operating Fund			
Goldman Sachs	2,444,043.64	2,444,043.64	
MoPac Loan Repayment Fund			
Goldman Sachs	8,297,492.67	8,297,492.67	
2015B Project Account			
Goldman Sachs	41,986,925.59		
TexSTAR	350,069.30	42,336,994.89	
2015 TIFIA Project Account			
Goldman Sachs	42,036,692.25		
TexSTAR	695,468.00		
Agencies/ Treasuries	-	42,732,160.25	
2011 Sr Financial Assistance Fund			
Goldman Sachs	1,360,604.00	1,360,620.01	
TexSTAR	16.01		
2018 Sr Lien Project Cap I			
Goldman Sachs	1,306,639.89	1,306,639.89	
2018 Sr Lien Project Account			
Goldman Sachs	11,585,524.18		
TexSTAR	932,190.27	12,517,714.45	
2020A Senior Lien Debt Service Account			
Goldman Sachs	837,857.17	837,857.17	
2020 SH 45SW Project Account			
Goldman Sachs	660,882.30	660,882.30	
2020B Senior Lien Debt Service Account			
Goldman Sachs	1,107,422.09	1,107,422.09	
2020C Senior Lien Debt Service Account			
Goldman Sachs	1,259,873.21	1,259,873.21	
2020D Sub Lien Debt Service Account			
Goldman Sachs	1,369,591.78	1,369,591.78	
2020D Sub Debt Service Reserve Fund			
Goldman Sachs	8,123,014.42		
Agencies/ Treasuries	0.00	8,123,014.42	
2020E Senior Lien Project Account			
Goldman Sachs	131,356,813.71		
Agencies/ Treasuries	20,065,398.84	151,422,212.55	
2020E Senior Lien Project Cap Interest			
Goldman Sachs	25,424,568.04	25,424,568.04	
2020F Sub Lien Project Account			
Goldman Sachs	42,424,886.85		
Agencies/ Treasuries	0.00	42,424,886.85	
2020F Sub Lien Deb Service Account			
Goldman Sachs	1,848,153.05	1,848,153.05	
2020G Sub Lien Debt Service Account			
Goldman Sachs	850,975.50	850,975.50	
2020G Sub Lien Debt Service Reserve Account			
Goldman Sachs	2,264,769.08	2,264,769.08	
2021A Sub Lien Debt Service Reserve Account			
Goldman Sachs	8,833,061.80	8,833,061.80	26,999,893.53
2021A Sub Debt Service Account			
Goldman Sachs	95.78	95.78	
2021B Senior Lien Cap I Project Fund			
Goldman Sachs	51,843,616.05	51,843,616.05	
2021B Senior Lien Project Account			
Goldman Sachs	130,376,113.74		
Agencies/ Treasuries	99,997,522.08	230,373,635.82	
2021C Sub Lien Cap I Project Fund			
Goldman Sachs	1,336.61	1,336.61	
2021C Sub Lien Project Account			
Goldman Sachs	69,872,322.70		
Agencies/ Treasuries	100,296,982.46	170,169,305.16	
2021C Sub Lien Debt Service Account			
Goldman Sachs	4,069,241.21	4,069,241.21	
2021D Senior Lien Debt Service Account			
Goldman Sachs	3,897,962.19	3,897,962.19	
2021E Senior Lien Debt Service Account			
Goldman Sachs	4,258,168.81	4,258,168.81	
		\$ 1,122,293,650.97	

CTRMA INVESTMENT REPORT

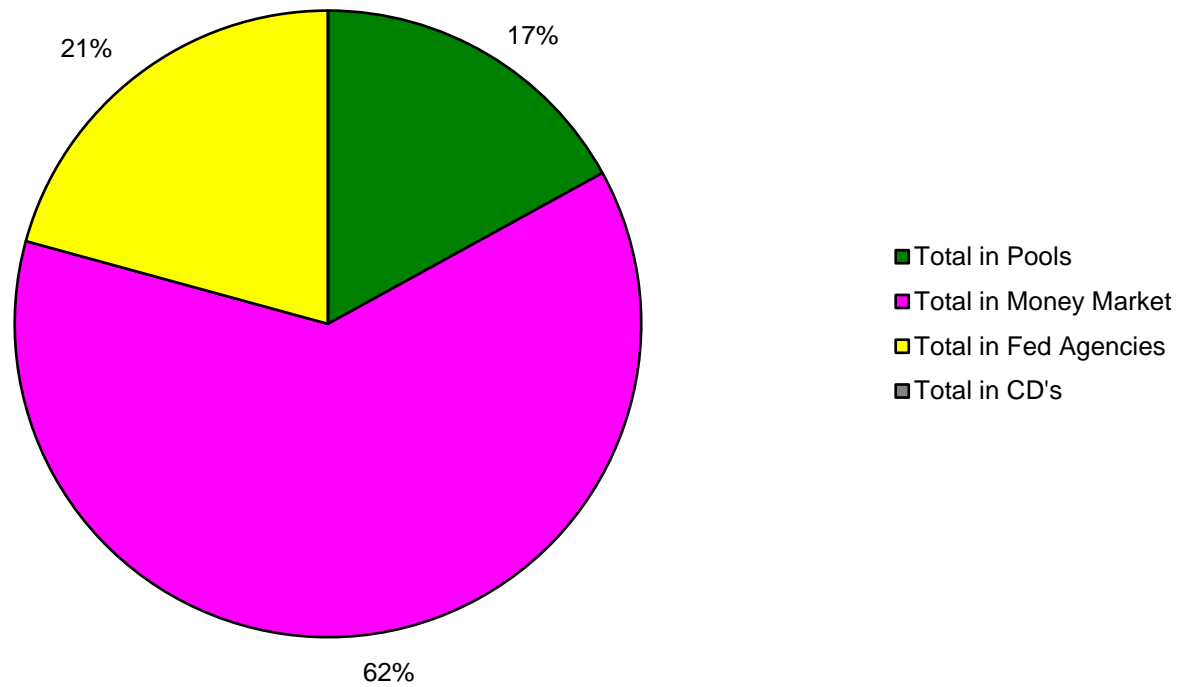
	Month Ending 4/30/2022					Rate April
	Balance 4/1/2022	Additions	Discount Amortization	Accrued Interest	Withdrawals	
Amount in Trustee TexStar						
2011 Sr Lien Financial Assist Fund	198,675.80			16.00	198,675.79	16.01
2013 Sub Lien Debt Service Reserve General Fund	780,846.07			207.00		781,053.07
Trustee Operating Fund	880,239.29	90,000,000.00		16,076.89		90,896,316.18
Renewal and Replacement Grant Fund	6,403,644.77	3,000,000.00		1,518.93	4,000,000.00	5,405,163.70
Senior Lien Debt Service Reserve Fund	1,794.41			0.50		1,794.91
2015B Sr Ln Project	454,668.95			120.52		454,789.47
2015C TIFIA Project	728,335.69	90,000,000.00		16,036.57		90,744,372.26
2018 Sr Lien Project Account	349,976.52			92.78		350,069.30
	695,283.70			184.30		695,468.00
	931,943.21			247.06		932,190.27
	11,425,408.41	183,000,000.00		34,500.55	4,198,675.79	190,261,233.17
Amount in TexStar Operating Fund	540,333.49	4,000,000.00		175.08	4,000,000.00	540,508.57
Goldman Sachs						
Operating Fund	7,505,432.89	3,006,925.67		256.83	3,003,902.13	7,508,713.26
2020 SH 45SW Project Account	661,878.81			75.65	1,072.16	660,882.30
2020A Senior Lien Debt Service Account	628,364.50	209,423.57		69.10		837,857.17
2020B Senior Lien Debt Service Account	830,539.16	276,791.59		91.34		1,107,422.09
2020C Senior Lien Debt Service Account	944,862.23	314,907.07		103.91		1,259,873.21
2020D Sub Lien Debt Service Account	1,027,166.15	342,312.67		112.96		1,369,591.78
2020D Sub Debt Service Reserve Fund	8,122,508.85			505.57		8,123,014.42
2020E Sr Lien Project Account	131,350,361.37			6,452.34		131,356,813.71
2020E Sr Ln Project Cap Interest	25,421,662.67			2,905.37		25,424,568.04
2020F Sub Lien Project Account	45,446,882.63	13,371.55		2,046.09	3,037,413.42	42,424,886.85
2020F Sub Lien Debt Service Account	1,386,052.19	461,948.43		152.43		1,848,153.05
2020G Sub Lien Debt Service Account	638,202.80	212,702.52		70.18		850,975.50
2020G Sub Debt Service Reserve Fund	2,168,658.94	95,863.53		246.61		2,264,769.08
2021A Sub Debt Service Reserve Fund	8,284,334.77	547,787.33		939.70		8,833,061.80
2021A Sub Debt Service Account	95.77			0.01		95.78
2021B Senior Lien Cap I Project Fund	51,837,691.68			5,924.37		51,843,616.05
2021B Senior Lien Project Account	130,367,229.21			14,898.01	6,013.48	130,376,113.74
2021C Sub Lien Cap I Project Fund	1,336.46			0.15		1,336.61
2021C Sub Lien Project Account	74,311,987.32			9,045.44	4,448,710.06	69,872,322.70
2021C Sub Lien Debt Service Account	3,051,689.39	1,017,216.22		335.60		4,069,241.21
2021D Senior Lien Debt Service Account	2,923,252.61	974,388.10		321.48		3,897,962.19
2021E Senior Lien Debt Service Account	3,193,415.95	1,064,401.67		351.19		4,258,168.81
2011 Sr Financial Assistance Fund	3,961,263.46	198,675.79		452.72	2,799,787.97	1,360,604.00
2010 Senior DSF	60,653.08			6.93		60,660.01
2011 Senior Lien Debt Service Account	932,688.57	310,813.91		102.57		1,243,605.05
2013 Senior Lien Debt Service Account	912,389.56	304,001.01		100.34		1,216,490.91
2013 Sub Debt Service Reserve Fund	123.27			0.01		123.28
2013 Subordinate Debt Service Account	715,528.77	238,369.91		78.69		953,977.37
2015A Sr Lien Debt Service Account	4,730,927.19			540.68		4,731,467.87
2015B Project Account	41,982,127.58			4,798.01		41,986,925.59
2015C TIFIA Project Account	42,172,499.25			4,833.69	140,640.69	42,036,692.25
2016 Sr Lien Rev Refunding Debt Service Account	3,827,551.70	3,946,136.82		422.60		7,774,111.12
2016 Sub Lien Rev Refunding Debt Service Account	1,115,285.95	371,704.41		122.65		1,487,113.01
2016 Sub Lien Rev Refunding DSR	6,997,441.81			430.07		6,997,871.88
2018 Sr Lien Project Cap I	1,306,490.58			149.31		1,306,639.89
2018 Sr Lien Project Account	11,811,079.48			1,345.96	226,901.26	11,585,524.18
Grant Fund	7,184,345.63			821.04		7,185,166.67
Renewal and Replacement	94,370.15	200,000.00		9.32	172,183.17	122,196.30
Revenue Fund	9,182,703.82	16,257,179.57		650.11	16,554,000.79	8,886,532.71
General Fund	109,108,198.52	3,390,666.57		6,333.63	90,294,244.32	22,210,954.40
Senior Lien Debt Service Reserve Fund	97,235,478.21			3,190.52	90,000,000.00	7,238,668.73
71E Revenue Fund	19,224,179.39	966,295.68		2,158.00	74,985.48	20,117,647.59
MoPac Revenue Fund	32,461.72	838,047.80		40.21	820,873.12	49,676.61
MoPac General Fund	458,105.18	820,873.12		144.60	75,433.76	1,203,689.14
MoPac Operating Fund	2,559,252.37			268.51	115,477.24	2,444,043.64
MoPac Loan Repayment Fund	8,356,775.98			812.61	60,095.92	8,297,492.67
	874,065,527.57	36,380,804.51		72,717.11	211,831,734.97	698,687,314.22
Amount in Fed Agencies and Treasuries						
Amortized Principal	232,985,910.85		(181,315.84)	0.00		232,804,595.01
	232,985,910.85		(181,315.84)	0.00		232,804,595.01
Certificates of Deposit						
Total in Pools	11,965,741.90	187,000,000.00		34,675.63	8,198,675.79	190,801,741.74
Total in GS FSGF	874,065,527.57	36,380,804.51		72,717.11	211,831,734.97	698,687,314.22
Total in Fed Agencies and Treasuries	232,985,910.85	0.00	(181,315.84)	0.00	0.00	232,804,595.01
Total Invested	1,119,017,180.32	223,380,804.51		107,392.74	220,030,410.76	1,122,293,650.97

All Investments in the portfolio are in compliance with the CTRMA's Investment policy and the relevant provisions of the Public Funds Investment Act Chapter 2256.023

José Hernández, CFO
Mary Temple, Controller

4/30/2022

Allocation of Funds



Amount of Investments As of

April 30, 2022

Agency	CUSIP #	COST	Book Value	Market Value	Yield to Maturity	Purchased	Matures	FUND
Treasury	912828XW5	79,783,880.00	78,987,528.89	78,898,617.60	0.0529%	9/24/2021	6/30/2022	2021C Sr Project
Agency - Federal Home Loan Bank	313379Q69	20,294,294.80	20,065,398.84	20,033,200.00	0.0550%	9/24/2021	6/10/2022	2020E Sr Project
Agency - Federal Home Loan Bank	313379Q69a	21,552,541.08	21,309,453.57	21,275,258.40	0.0550%	9/24/2021	6/10/2022	2021C Sub Project
Agency - Federal Farm Credit	3133EM5T5	2,444,854.60	2,444,939.42	2,435,317.80	0.0076%	9/24/2021	9/21/2022	Grant Fund
Agency - Federal Farm Credit	3133EM5T5a	9,999,405.30	9,999,752.21	9,960,400.00	0.0076%	9/24/2021	9/21/2022	Sr Lien DSR
Agency - Federal Farm Credit	3133EM5T5b	99,994,053.00	99,997,522.08	99,604,000.00	0.0076%	9/24/2021	9/21/2022	2021B Sr Project
		<u>234,069,028.78</u>	<u>232,804,595.01</u>	<u>232,206,793.80</u>				

Agency	CUSIP #	COST	Cumulative Amortization	Book Value	Maturity Value	Interest Income		
						Accrued Interest	Amortization	Interest Earned
Treasury	912828XW5	79,783,880.00	(796,351.12)	78,987,528.88	78,760,000.00	114,858.33	(113,764.44)	1,093.89
Agency - Federal Home Loan Bank	313379Q69	20,294,294.80	(228,895.96)	20,065,398.84	20,000,000.00	35,416.67	(32,699.42)	2,717.25
Agency - Federal Home Loan Bank	313379Q69a	21,552,541.08	(243,087.51)	21,309,453.57	21,240,000.00	37,612.50	(34,726.79)	2,885.71
Agency - Federal Farm Credit	3133EM5T5	2,444,854.60	84.82	2,444,939.42	2,445,000.00	142.62	12.12	154.74
Agency - Federal Farm Credit	3133EM5T5a	9,999,405.30	346.92	9,999,752.22	10,000,000.00	583.33	(632.89)	(49.56)
Agency - Federal Farm Credit	3133EM5T5b	99,994,053.00	3,469.08	99,997,522.08	100,000,000.00	5,833.34	495.58	6,328.92
		<u>234,069,028.78</u>	<u>(1,264,433.77)</u>	<u>232,804,595.01</u>	<u>232,445,000.00</u>	<u>194,446.79</u>	<u>(181,315.84)</u>	<u>13,130.95</u>

ESCROW FUNDS

Travis County Escrow Fund - Elroy Road

	<u>Balance</u>		<u>Accrued</u>		<u>Balance</u>
	<u>4/1/2022</u>	<u>Additions</u>	<u>Interest</u>	<u>Withdrawals</u>	<u>4/30/2022</u>
Goldman Sachs	4,442,921.65		645.02	325,452.46	4,118,114.21

Travis County Escrow Fund - Ross Road

	<u>Balance</u>		<u>Accrued</u>		<u>Balance</u>
	<u>4/1/2022</u>	<u>Additions</u>	<u>Interest</u>	<u>Withdrawals</u>	<u>4/30/2022</u>
Goldman Sachs	15,372.23	130,458.00	1.76	4,475.15	141,356.84

Travis County Escrow Fund - Old San Antonio Road

	<u>Balance</u>		<u>Accrued</u>		<u>Balance</u>
	<u>4/1/2022</u>	<u>Additions</u>	<u>Interest</u>	<u>Withdrawals</u>	<u>4/30/2022</u>
Goldman Sachs	59,297.27		6.78	762.81	58,541.24

Travis County Escrow Fund - Old Lockhart Road

	<u>Balance</u>		<u>Accrued</u>		<u>Balance</u>
	<u>4/1/2022</u>	<u>Additions</u>	<u>Interest</u>	<u>Withdrawals</u>	<u>4/30/2022</u>
Goldman Sachs	252,049.00		28.81	4,361.57	247,716.24

Travis County Escrow Fund - County Line Road

	<u>Balance</u>		<u>Accrued</u>		<u>Balance</u>
	<u>4/1/2022</u>	<u>Additions</u>	<u>Interest</u>	<u>Withdrawals</u>	<u>4/30/2022</u>
Goldman Sachs	406,449.58		46.45	3,824.54	402,671.49

Travis County Escrow Fund - South Pleasant Valley Road

	<u>Balance</u>		<u>Accrued</u>		<u>Balance</u>
	<u>4/1/2022</u>	<u>Additions</u>	<u>Interest</u>	<u>Withdrawals</u>	<u>4/30/2022</u>
Goldman Sachs	349,257.28		39.92	4,315.07	344,982.13

Travis County Escrow Fund - Thaxton Road

	<u>Balance</u>		<u>Accrued</u>		<u>Balance</u>
	<u>4/1/2022</u>	<u>Additions</u>	<u>Interest</u>	<u>Withdrawals</u>	<u>4/30/2022</u>
Goldman Sachs	155,502.50		17.77	4,753.16	150,767.11

Travis County Escrow Fund - Pearce Lane Road

	<u>Balance</u>		<u>Accrued</u>		<u>Balance</u>
	<u>4/1/2022</u>	<u>Additions</u>	<u>Interest</u>	<u>Withdrawals</u>	<u>4/30/2022</u>
Goldman Sachs	340,966.41		38.97	5,264.55	335,740.83



PERFORMANCE

As of April 30, 2022

Current Invested Balance	\$8,985,925,505.16
Weighted Average Maturity (1)	36 Days
Weighted Average Life (2)	56 Days
Net Asset Value	0.999818
Total Number of Participants	986
Management Fee on Invested Balance	0.06%*
Interest Distributed	\$2,849,758.09
Management Fee Collected	\$447,076.42
% of Portfolio Invested Beyond 1 Year	2.72%
Standard & Poor's Current Rating	AAAm

Rates reflect historical information and are not an indication of future performance.

April Averages

Average Invested Balance	\$9,065,913,845.57
Average Monthly Yield, on a simple basis	0.3225%
Average Weighted Maturity (1)	39 Days
Average Weighted Life (2)	60 Days

Definition of Weighted Average Maturity (1) & (2)

(1) This weighted average maturity calculation uses the SEC Rule 2a-7 definition for stated maturity for any floating rate instrument held in the portfolio to determine the weighted average maturity for the pool. This Rule specifies that a variable rate instruction to be paid in 397 calendar days or less shall be deemed to have a maturity equal to the period remaining until the next readjustment of the interest rate.
(2) This weighted average maturity calculation uses the final maturity of any floating rate instruments held in the portfolio to calculate the weighted average maturity for the pool.

The maximum management fee authorized for the TexSTAR Cash Reserve Fund is 12 basis points. This fee may be waived in full or in part in the discretion of the TexSTAR co-administrators at any time as provided for in the TexSTAR Information Statement.

NEW PARTICIPANTS

We would like to welcome the following entities who joined the TexSTAR program in April:

- * Brazoria County Municipal Utility District No. 55
- * Brazoria County Municipal Utility District No. 56
- * Brazoria County Municipal Utility District No. 57
- * Fulshear County Municipal Utility District No. 2
- * Harris County Municipal Utility District No. 213-A

HOLIDAY REMINDER

In observance of **Memorial Day, TexSTAR will be closed on Monday, May 30, 2022.** All ACH transactions initiated on Friday, May 27th will settle on Tuesday, May 31st. Notification of any early transaction deadlines on the business day preceding this holiday will be sent by email to the primary contact on file for all TexSTAR participants. Please plan accordingly for your liquidity needs.

ECONOMIC COMMENTARY

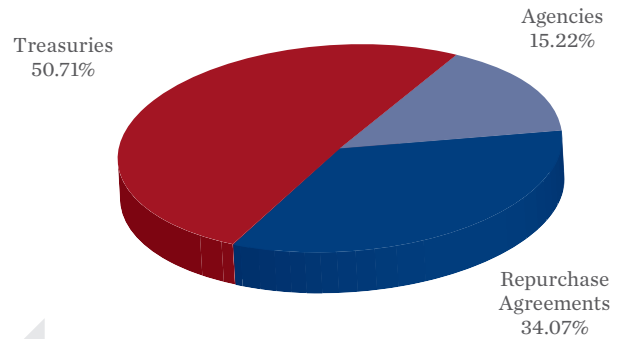
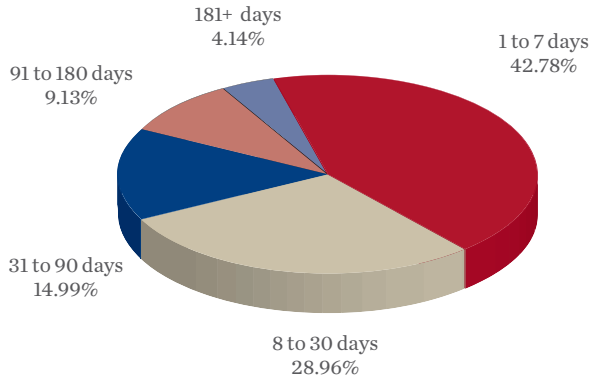
Market review

Surging inflation, the ongoing Russia-Ukraine conflict, and COVID yet again proved to be drags in April. A disappointing negative 1Q2022 GDP print served as a reminder that the U.S. economy entering a phase of slower economic growth. While near-term recession risks remain low, recent economic data reinforced concerns over the economy's longer-run growth potential. Despite headwinds facing the economy, the Federal Open Market Committee (FOMC) is not expected to veer from its path of tightening policy. Real GDP showed the US economy contracted at a 1.4% annual rate in 1Q2022, a sharp deceleration from the gain in 4Q21. Weakness was primarily due to a large decline in trade and inventory accumulation. Trade subtracted 3.2% from overall GDP growth as exports stumbled and imports surged. The real trade deficit jumped from an annualized \$1.351 trillion in 4Q2021 to \$1.542 trillion in 1Q2022, driven by robust U.S. consumer spending and a strong dollar. Real private inventories grew at a solid \$158.7Bn annual pace but came in below its record 4Q21 pace. An additional source of disappointment was government spending, which fell at a 2.7% rate. Away from the more volatile categories of foreign trade, inventory accumulation, and government spending, the weakness was partially offset by strong consumer spending, which grew by 2.7% in the first quarter.

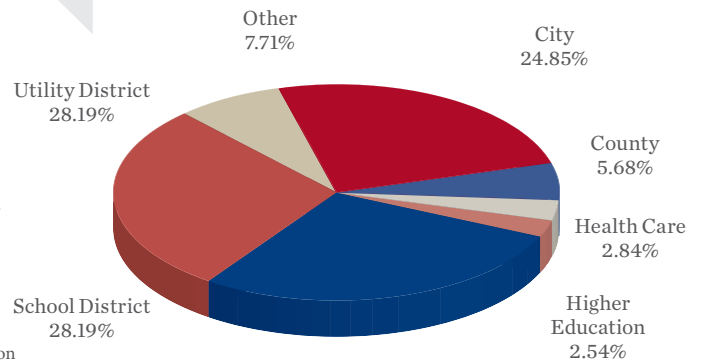
(continued page 4)

INFORMATION AT A GLANCE

PORTFOLIO BY TYPE OF INVESTMENT AS OF APRIL 30, 2022



PORTFOLIO BY MATURITY AS OF APRIL 30, 2022 (1)



DISTRIBUTION OF PARTICIPANTS BY TYPE AS OF APRIL 30, 2022

(1) Portfolio by Maturity is calculated using WAM (1) definition for stated maturity. See page 1 for definition

HISTORICAL PROGRAM INFORMATION

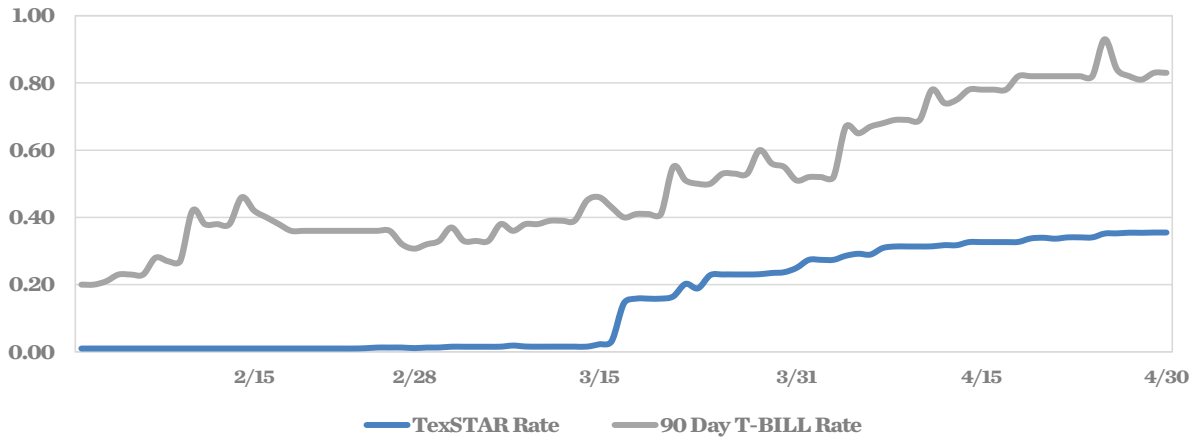
MONTH	AVERAGE RATE	BOOK VALUE	MARKET VALUE	NET ASSET VALUE	WAM (1)	WAL (2)	NUMBER OF PARTICIPANTS
Apr 22	0.3225%	\$8,985,925,505.16	\$8,984,338,322.90	0.999818	39	60	986
Mar 22	0.1070%	9,050,970,696.95	9,050,137,013.72	0.999907	27	38	981
Feb 22	0.0104%	9,779,113,455.23	9,778,353,196.78	0.999922	26	32	979
Jan 22	0.0100%	9,399,813,099.48	9,399,092,954.95	0.999923	31	38	977
Dec 21	0.0139%	8,763,539,414.27	8,763,577,847.71	1.000011	40	52	977
Nov 21	0.0102%	8,132,746,877.26	8,133,007,416.80	1.000032	47	62	965
Oct 21	0.0100%	8,641,191,692.82	8,641,540,291.95	1.000040	41	58	963
Sep 21	0.0100%	9,019,799,096.23	9,020,390,786.23	1.000065	43	62	958
Aug 21	0.0100%	8,945,411,473.29	8,945,978,474.21	1.000063	52	74	955
Jul 21	0.0100%	9,139,785,043.86	9,140,404,119.19	1.000071	41	68	949
Jun 21	0.0100%	9,172,985,137.74	9,173,600,615.43	1.000084	40	71	943
May 21	0.0100%	9,216,832,522.03	9,217,901,991.74	1.000116	46	82	938

PORTFOLIO ASSET SUMMARY AS OF APRIL 30, 2022

	BOOK VALUE	MARKET VALUE
Uninvested Balance	\$ 301,829.77	\$ 301,829.77
Accrual of Interest Income	1,785,340.08	1,785,340.08
Interest and Management Fees Payable	(2,901,069.01)	(2,901,069.01)
Payable for Investment Purchased	(39,591,822.40)	(39,591,822.40)
Repurchase Agreement	3,075,553,999.52	3,075,553,999.52
Government Securities	5,950,777,227.20	5,949,190,044.94
TOTAL	\$ 8,985,925,505.16	\$ 8,984,338,322.90

Market value of collateral supporting the Repurchase Agreements is at least 102% of the Book Value. The portfolio is managed by J.P. Morgan Chase & Co. and the assets are safekept in a separate custodial account at the Federal Reserve Bank in the name of TexSTAR. The only source of payment to the Participants are the assets of TexSTAR. There is no secondary source of payment for the pool such as insurance or guarantee. Should you require a copy of the portfolio, please contact TexSTAR Participant Services.

TEXSTAR VERSUS 90-DAY TREASURY BILL



This material is for information purposes only. This information does not represent an offer to buy or sell a security. The above rate information is obtained from sources that are believed to be reliable; however, its accuracy or completeness may be subject to change. The TexSTAR management fee may be waived in full or in part at the discretion of the TexSTAR co-administrators and the TexSTAR rate for the period shown reflects waiver of fees. This table represents historical investment performance/return to the customer, net of fees, and is not an indication of future performance. An investment in the security is not insured or guaranteed by the Federal Deposit Insurance Corporation or any other government agency. Although the issuer seeks to preserve the value of an investment of \$1.00 per share, it is possible to lose money by investing in the security. Information about these and other program details are in the fund's Information Statement which should be read carefully before investing. The yield on the 90-Day Treasury Bill ("T-Bill Yield") is shown for comparative purposes only. When comparing the investment returns of the TexSTAR pool to the T-Bill Yield, you should know that the TexSTAR pool consists of allocations of specific diversified securities as detailed in the respective Information Statements. The T-Bill Yield is taken from Bloomberg Finance L.P. and represents the daily closing yield on the then current 90-Day T-Bill. The TexSTAR yield is calculated in accordance with regulations governing the registration of open-end management investment companies under the Investment Company Act of 1940 as promulgated from time to time by the federal Securities and Exchange Commission.

DAILY SUMMARY FOR APRIL 2022

DATE	MNY MKT FUND EQUIV. [SEC Std.]	DAILY ALLOCATION FACTOR	INVESTED BALANCE	MARKET VALUE PER SHARE	WAM DAYS (1)	WAL DAYS (2)
4/1/2022	0.2737%	0.000007498	\$9,052,791,770.64	0.999888	41	62
4/2/2022	0.2737%	0.000007498	\$9,052,791,770.64	0.999888	41	62
4/3/2022	0.2737%	0.000007498	\$9,052,791,770.64	0.999888	41	62
4/4/2022	0.2858%	0.000007829	\$9,068,183,964.19	0.999872	42	63
4/5/2022	0.2918%	0.000007994	\$9,091,165,902.88	0.999860	41	62
4/6/2022	0.2894%	0.000007928	\$9,138,061,711.58	0.999830	41	62
4/7/2022	0.3088%	0.000008459	\$9,106,564,835.62	0.999821	41	62
4/8/2022	0.3134%	0.000008586	\$9,109,781,470.50	0.999839	41	61
4/9/2022	0.3134%	0.000008586	\$9,109,781,470.50	0.999839	41	61
4/10/2022	0.3134%	0.000008586	\$9,109,781,470.50	0.999839	41	61
4/11/2022	0.3138%	0.000008598	\$9,054,543,311.59	0.999833	40	61
4/12/2022	0.3174%	0.000008697	\$9,236,288,730.65	0.999880	40	60
4/13/2022	0.3173%	0.000008694	\$9,196,078,655.74	0.999891	39	60
4/14/2022	0.3265%	0.000008946	\$9,113,113,514.27	0.999848	39	60
4/15/2022	0.3265%	0.000008946	\$9,113,113,514.27	0.999848	39	60
4/16/2022	0.3265%	0.000008946	\$9,113,113,514.27	0.999848	39	60
4/17/2022	0.3265%	0.000008946	\$9,113,113,514.27	0.999848	39	60
4/18/2022	0.3270%	0.000008958	\$9,114,840,487.43	0.999830	39	59
4/19/2022	0.3373%	0.000009240	\$8,999,473,834.36	0.999818	39	59
4/20/2022	0.3394%	0.000009299	\$9,005,666,466.13	0.999831	38	59
4/21/2022	0.3366%	0.000009222	\$9,068,446,850.43	0.999798	38	58
4/22/2022	0.3405%	0.000009330	\$9,065,981,300.37	0.999791	38	58
4/23/2022	0.3405%	0.000009330	\$9,065,981,300.37	0.999791	38	58
4/24/2022	0.3405%	0.000009330	\$9,065,981,300.37	0.999791	38	58
4/25/2022	0.3519%	0.000009641	\$8,939,657,425.90	0.999801	38	58
4/26/2022	0.3524%	0.000009654	\$8,937,640,163.94	0.999818	37	58
4/27/2022	0.3545%	0.000009712	\$8,928,743,483.58	0.999850	38	58
4/28/2022	0.3541%	0.000009701	\$8,982,090,851.20	0.999847	38	58
4/29/2022	0.3549%	0.000009724	\$8,985,925,505.16	0.999818	36	56
4/30/2022	0.3549%	0.000009724	\$8,985,925,505.16	0.999818	36	56
Average	0.3225%	0.000008837	\$8,065,913,845.57		39	60



ECONOMIC COMMENTARY (cont.)

Despite signals of slower growth, 1Q22 earnings kicked off on a positive note. Of 264 companies having reported (69.8% of market cap), 72% of companies have beaten on earnings expectations and 59% have beaten on revenue expectations. COVID, higher inflation, disrupted supply chains and a strong dollar have weighed on profits. A surge in energy prices is expected to continue to provide support for earnings. In the U.S, inflation has far exceeded the Fed's 2% target, with the headline PCE price index rising +0.9% m/m and +6.6% y/y in March. The core PCE deflator also rose +0.3% m/m and +5.2% y/y. The March CPI report showed the impact of Russia's invasion of Ukraine on gas and commodity inflation, with consumer prices rising at their fastest pace since 1981. Headline CPI jumped 1.2% m/m and 8.5% y/y, while Core CPI decelerated at 0.3% m/m and 6.4% y/y. Gas prices soared 18.3% in March and accounted for nearly half of the headline increase. Rent prices and services inflation drove core inflation as the pandemic eases and Americans get back to more normal spending. An important area of relief came from used cars and trucks, where prices fell by 3.8%. Hampered by the ongoing war, COVID lockdowns in China, and the broadening of inflation in services, inflation is unlikely to decelerate towards the Fed's 2% inflation target anytime soon.

Job openings and quits reached record levels in March indicated by the Job Openings and Labor Turnover Survey (JOLTS), as a shortage of available workers continued to show signs of a very tight labor market. The number of job openings topped 11.5mn, driven by consumer-facing industries such as accommodation and food services. As businesses compete in desperate bid to attract workers, companies will experience upward pressure on labor costs, putting further pressure on the Fed to aggressively raise rates. With persistent inflationary pressures and a historically tight labor market, the hawkish tone from the Fed and the market's aggressive re-pricing of Fed monetary policy have continued unabated. Chair Powell all but confirmed a 50bp hike at the upcoming May FOMC meeting, which would bring the federal funds target range to 0.75%-1.00%. Moreover, forward markets priced in a series of consecutive 50bp rate hikes, with roughly 150bps priced in over the next three meetings. In addition, it is widely expected that the Fed will announce balance sheet normalization in May, commencing the rundown of the Fed's securities portfolio.

Financial conditions have already tightened since the Fed's sharp pivot in its policy outlook earlier this year. This is evidenced by the increase in treasury yields, the widening credit spreads, and the decline in equities. With that said, there is arguably more room to go as financial conditions are still accommodative relative to historical levels. The 2-year and 5-year Treasury yields ended the month at 2.72% and 2.96% respectively. The ICE BofA 1-3 year US Corporate Index average spread widened 16 bps to end the month at 86 bps.

Outlook

There is a slew of uncertainties facing markets adjacent to the Fed's next steps. Despite a negative 1Q2022 GDP print, persistent high inflation coupled with an extremely tight labor market is unlikely to deter the Fed from policy tightening. On the inflation front, the March CPI reading may reflect the peak of current inflation and captures the worst of the price impact from Russia's invasion of Ukraine, but uncertainty persists, and broader inflation pressures are building. Newly aggravated supply chain issues are expected with COVID cases continuing to rise and lockdowns in China. An escalation of the conflict in Ukraine or some other geopolitical issue could put further pressure on energy prices.

Given this backdrop, we expect the Fed will raise the fed funds target range by 50bp to 0.75%-1.00% as well as announce the start of balance sheet reduction (QT) at the May FOMC meeting. Current market expectations call for the FOMC to tighten rates by 50bps at both the May, June, July, and September meetings and by 25 bps at each meeting for the remainder of this year. While the Fed is currently trying to deal with the risk of being too slow in its policy, it also doesn't want to run the risk of moving too fast and leading the economy into a recession.

This information is an excerpt from an economic report dated April 2022 provided to TexSTAR by JP Morgan Asset Management, Inc., the investment manager of the TexSTAR pool.



TEXSTAR BOARD MEMBERS

Monte Mercer	North Central TX Council of Government	Governing Board President
David Pate	Richardson ISD	Governing Board Vice President
Anita Cothran	City of Frisco	Governing Board Treasurer
David Medanich	Hilltop Securities	Governing Board Secretary
Jennifer Novak	J.P. Morgan Asset Management	Governing Board Asst. Sec./Treas
Brett Starr	City of Irving	Advisory Board
James Mauldin	DFW Airport/Non-Participant	Advisory Board
Sandra Newby	Tarrant Regional Water Dist/Non-Participant	Advisory Board
Eric Cannon	Qualified Non-Participant	Advisory Board
Ron Whitehead	Qualified Non-Participant	Advisory Board

The material provided to TexSTAR from J.P. Morgan Asset Management, Inc., the investment manager of the TexSTAR pool, is for informational and educational purposes only, as of the date of writing and may change at any time based on market or other conditions and may not come to pass. While we believe the information presented is reliable, we cannot guarantee its accuracy. HilltopSecurities is a wholly owned subsidiary of Hilltop Holdings, Inc. (NYSE: HTH) located at 717 N. Hardwood Street, Suite 3400, Dallas, TX 75201, (214) 859-1800. Member NYSE/FINRA/SIPC. Past performance is no guarantee of future results. Investment Management Services are offered through J.P. Morgan Asset Management Inc. and/or its affiliates. Marketing and Enrollment duties are offered through HilltopSecurities and/or its affiliates. HilltopSecurities and J.P. Morgan Asset Management Inc. are separate entities.